
SECURITIES AND EXCHANGE COMMISSION

WASHINGTON, D.C. 20549

AMENDMENT NO. 2

TO

FORM S-1

REGISTRATION STATEMENT
UNDER
THE SECURITIES ACT OF 1933

Blackbaud, Inc.

(Exact name of registrant as specified in its charter)

Delaware
*(State or other jurisdiction of
incorporation or organization)*

7372
*(Primary Standard Industrial
Classification Code Number)*

11-2617163
*(I.R.S. Employer
Identification No.)*

2000 Daniel Island Drive

Charleston, South Carolina 29492
Telephone: (843) 216-6200

*(Address, including zip code, and telephone number, including area code, of
registrant's principal executive offices)*

Robert J. Sywolski

Chief Executive Officer
Blackbaud, Inc.
2000 Daniel Island Drive
Charleston, South Carolina 29492
Telephone: (843) 216-6200

*(Name, address, including zip code, and telephone number, including area
code, of agent for service)*

Copies to:

Donald R. Reynolds, Esq.
Kevin A. Pranke, Esq.
Wyrick Robbins Yates & Ponton LLP
4101 Lake Boone Trail, Suite 300
Raleigh, North Carolina 27607
Telephone: (919) 781-4000
Facsimile: (919) 781-4865

Ronald Cami, Esq.
Cravath, Swaine & Moore LLP
825 Eighth Avenue
New York, New York 10019
Telephone: (212) 474-1000
Facsimile: (212) 474-3700

Approximate date of commencement of proposed sale to the public: As soon as practicable after the effective date of this registration statement.

If any of the securities being registered on this Form are to be offered on a delayed or continuous basis pursuant to Rule 415 under the Securities Act, check the following box.

If this Form is filed to register additional securities for an offering pursuant to Rule 462(b) under the Securities Act, check the following box and list the Securities Act registration statement number of the earlier effective registration statement for the same offering.

If this Form is a post-effective amendment filed pursuant to Rule 462(c) under the Securities Act, check the following box and list the Securities Act registration statement number of the earlier effective registration statement for the same offering.

If this Form is a post-effective amendment filed pursuant to Rule 462(d) under the Securities Act, check the following box and list the Securities Act registration statement number of the earlier effective registration statement for the same offering.

If delivery of the prospectus is expected to be made pursuant to Rule 434, please check the following box.

The registrant hereby amends this registration statement on such date or dates as may be necessary to delay its effective date until the registrant shall file a further amendment which specifically states that this registration statement shall thereafter become effective in accordance with Section 8(a) of the Securities Act or until the registration statement shall become effective on such date as the Commission, acting pursuant to said Section 8(a), may determine.

The information in this prospectus is not complete and may be changed. We may not sell these securities until the registration statement filed with the SEC is effective. This prospectus is not an offer to sell these securities, and we are not soliciting an offer to buy these securities in any state where the offer or sale is not permitted.

Subject to completion, dated _____, 2004

Prospectus

shares



Common stock

This is the initial public offering of common stock of Blackbaud, Inc. All of the shares of common stock being sold in this offering are being sold by the selling stockholders named in this prospectus. We will not receive any proceeds from the sale of shares in this offering. The estimated initial public offering price is between \$ _____ and \$ _____ per share.

Prior to this offering, there has been no public market for our common stock. We have applied for listing of our common stock on The Nasdaq National Market under the symbol BLKB.

	Per share	Total
Initial public offering price	\$ _____	\$ _____
Underwriting discounts and commissions	\$ _____	\$ _____
Proceeds to selling stockholders, before expenses	\$ _____	\$ _____

The selling stockholders have granted the underwriters an option for a period of 30 days to purchase up to _____ additional shares of common stock.

See "Risk factors" beginning on page 7 to read about factors you should consider before buying shares of our common stock.

Neither the SEC nor any state securities commission has approved or disapproved of these securities or passed on the adequacy or accuracy of this prospectus. Any representation to the contrary is a criminal offense.

JPMorgan

Banc of America Securities LLC

Thomas Weisel Partners LLC

Wachovia Securities

, 2004



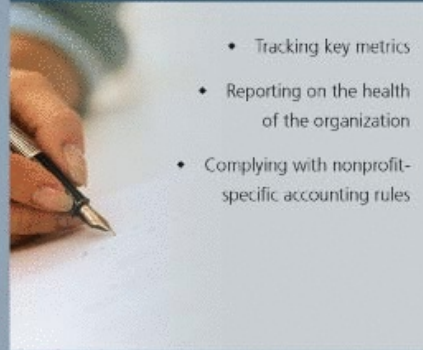
Blackbaud is the leading global provider of software and related services designed specifically for nonprofit organizations.

Fundraising



- Increasing donations
- Reducing fundraising costs
- Strengthening donor relationships

Managing Finances



- Tracking key metrics
- Reporting on the health of the organization
- Complying with nonprofit-specific accounting rules

Making Better Decisions



- Getting a single view of constituents
- Identifying high-value prospects
- Planning for growth

Managing Operations



- Running K-12 private schools
- Increasing efficiency of service delivery
- Coordinating all constituents

TABLE OF CONTENTS

Prospectus summary
The offering
Summary consolidated financial data
Risk factors
Forward-looking statements
Use of proceeds
Dividend policy
Capitalization
Dilution
Selected consolidated financial data
Management's discussion and analysis of financial condition and results of operations
Business
Management
Principal and selling stockholders
Certain relationships and related transactions
Description of capital stock
Shares eligible for future sale
U.S. federal tax considerations for non-U.S. holders of common stock
Underwriting
Legal matters
Experts
Where you can find more information
Report of independent auditors
Blackbaud, Inc. Consolidated statements of shareholders' equity (deficit) and comprehensive income
Ex-10.18
Ex-23.1

Table of contents

	Page
Prospectus summary	1
Risk factors	7
Forward-looking statements	23
Use of proceeds	24
Dividend policy	24
Capitalization	25
Dilution	25
Selected consolidated financial data	26
Management's discussion and analysis of financial condition and results of operations	28
Business	44
Management	61
Principal and selling stockholders	70
Certain relationships and related transactions	74
Description of capital stock	75
Shares eligible for future sale	79
U.S. federal tax considerations for non-U.S. holders of common stock	82
Underwriting	85
Legal matters	88
Experts	88
Where you can find more information	88
Index to consolidated financial statements	F-1

Prospectus summary

This summary highlights selected information contained elsewhere in this prospectus. This summary does not contain all the information you should consider before investing in shares of our common stock. Except as otherwise noted herein, all information in this prospectus reflects [a one-for- reverse stock split of our outstanding shares of common stock and] our reincorporation under the laws of the State of Delaware to be effected in May 2004 prior to the closing of the offering made hereby. You should read this entire prospectus carefully, including "Risk factors" beginning on page 7 and our consolidated financial statements and the related notes thereto, before making an investment decision.

Blackbaud, Inc.

We are the leading global provider of software and related services designed specifically for nonprofit organizations. Our products and services enable nonprofit organizations to increase donations, reduce fundraising costs, improve communications with constituents, manage their finances and optimize internal operations. We have focused solely on the nonprofit market since our incorporation in 1982 and have developed our suite of products and services based upon our extensive knowledge of the operating challenges facing nonprofit organizations. In 2003, we had over 12,500 customers, over 11,900 of which pay us annual maintenance and support fees. Our customers operate in multiple verticals within the nonprofit market including religion, education, foundations, health and human services, arts and cultural, public and societal benefits, environment and animal welfare, and international and foreign affairs.

Industry

Nonprofit organizations are a large part of the U.S. economy, employing one out of every ten Americans. There were greater than 1.4 million registered U.S. nonprofit organizations in 2002 according to data from the Internal Revenue Service. In addition, there are greater than 1.5 million nonprofit organizations outside the United States. Donations to nonprofit organizations in the United States were \$241 billion in 2002, having increased almost every year since 1962, with a compound annual growth rate over that period of 7.8%, according to Giving USA. In addition, these organizations received fees of approximately \$600 billion in the twelve months prior to December 2003 for services they provided.

Nonprofit organizations often utilize methods of fundraising that are costly and inefficient, largely because of the difficulties in effectively collecting, sharing and using information. Fundraising and administration costs are significant, with the fundraising component alone amounting to more than \$0.24 for each dollar donated based on our market research. Furthermore, nonprofit organizations face distinct operational challenges, such as soliciting small cash contributions from numerous contributors and complying with unique accounting, tax and reporting issues. Because of these fundraising costs and operational challenges, we believe nonprofit organizations can benefit from software applications and services specifically designed to serve their particular needs.

Our products and services

Our suite of products and services includes:

- **The Raiser's Edge®**, a complete fundraising software solution that helps nonprofit organizations improve relationships with their donors and constituents to more effectively raise money;
- **The Financial Edge™**, a complete financial management solution that addresses the specific fund accounting needs of nonprofit organizations;
- **The Education Edge™**, a student information management software suite designed primarily for K-12 independent schools;
- **The Information Edge™**, a comprehensive business intelligence application that extracts, aggregates and analyzes data to improve strategic decision making; and
- **ProspectPoint™** and **WealthPoint™**, services that use custom statistical models developed by us to more effectively analyze customer databases to better target and build more productive relationships with their key constituents.

We have web-enabled most of our applications to allow our customers to access them over the Internet. We also offer a variety of Internet applications and consulting services that allow nonprofit organizations to leverage the Internet for online fundraising and other important operations. In addition, we provide a broad range of services, including implementation, business process improvement, training and education services, and maintenance and technical support to enable our customers to more effectively run their organizations.

Our strategy

Our objective is to maintain and leverage our position as the leading provider of software and related services designed specifically for nonprofit organizations. Key elements of our strategy to achieve this objective are to:

- grow our customer base;
- maintain and expand existing customer relationships;
- introduce additional products and services;
- leverage the Internet as a means of additional growth;
- expand international presence; and
- pursue strategic acquisitions and alliances.

Sales and marketing

We primarily sell our products and services to nonprofit organizations through our direct sales force. Our customers enter into license agreements and pay us an upfront license fee and annual maintenance and support fees for our software. We also receive fees, on a subscription and fixed price basis, for our hosted services and access to our data enrichment and analytical services. We sell the majority of our consulting and technical services on a time and materials basis.

Over the past three years we have added an average of 1,300 new customers per year. Our customers are located in 45 countries, primarily the United States, the United Kingdom and Canada. Ongoing customer relationships that illustrate our broad customer base include the American Red Cross, the Chesapeake Bay Foundation, the Crohn's & Colitis Foundation of

America, the Detroit Zoological Society, the Mayo Foundation, the New York Philharmonic, Seton Hall University and the United Way of America.

Company information

We originally incorporated in New York in 1982 and moved our operations to Charleston, South Carolina in 1989. We reincorporated in South Carolina in December 1991, engaged in a recapitalization in October 1999 and reincorporated under the laws of the State of Delaware on May 1, 2004. Our principal executive offices are located at 2000 Daniel Island Drive, Charleston, South Carolina 29492, and our telephone number at that location is (843) 216-6200. Our web site address is www.blackbaud.com. The information contained on our web site is not a part of, and should not be construed as being incorporated by reference into, this prospectus.

The offering

Common stock offered by the selling stockholders shares

Common stock to be outstanding after this offering shares

Over-allotment option: Shares saleable by the selling stockholders shares

Use of proceeds We will not receive any of the proceeds from the sale of shares in this offering. The selling stockholders will receive all net proceeds from the sale of shares of our common stock in this offering.

Dividend policy Any determination to pay cash dividends on our shares of common stock will be at the discretion of our board of directors after taking into consideration any debt agreements that might restrict or prohibit such dividends. See "Dividend policy".

Proposed Nasdaq National Market symbol BLKB

The number of shares of common stock to be outstanding after this offering excludes:

- shares issuable upon the exercise of outstanding options awarded under our existing stock option plans at exercise prices ranging from \$ to \$; and
- shares authorized for future issuance under our existing stock option plans.

Unless otherwise indicated, all information contained in this prospectus:

- assumes an initial public offering price of \$ per share;
- assumes that the underwriters' over-allotment option will not be exercised;
- [• gives effect to the May , 2004 one-for- reverse split of our common stock;] and
- gives effect to our May , 2004 Delaware reincorporation.

Summary consolidated financial data

The following table sets forth a summary of our consolidated financial data for the periods presented. The consolidated financial statements for the year ended December 31, 1998 were audited by other auditors. The consolidated financial statements for the fiscal year ended December 31, 1999 were audited by Arthur Andersen LLP, which has since ceased operations. This summary consolidated financial data should be read together with "Selected consolidated financial data", "Management's discussion and analysis of financial condition and results of operations" and our consolidated financial statements and related notes contained elsewhere in this prospectus. See "Capitalization".

Year ended December 31, (in thousands, except per share data)	1998 ⁽²⁾⁽³⁾	1999 ⁽²⁾⁽³⁾	2000 ⁽³⁾	2001	2002	2003
Consolidated statements of operations data:						
Revenue						
License fees	\$ 29,408	\$ 37,938	\$ 24,471	\$ 19,300	\$ 20,572	\$ 21,339
Services	10,716	17,309	14,266	18,797	26,739	34,042
Maintenance and subscriptions	22,446	29,680	39,042	47,022	52,788	58,360
Other revenue	3,062	7,550	5,838	4,915	5,130	4,352
Total revenue	65,632	92,477	83,617	90,034	105,229	118,093
Cost of revenue						
Cost of license fees	709	989	1,284	1,726	2,547	2,819
Cost of services ⁽¹⁾	4,339	5,534	7,028	10,253	14,234	21,006
Cost of maintenance and subscriptions ⁽¹⁾	11,443	15,246	15,120	11,733	10,588	11,837
Cost of other revenue	1,559	2,160	1,972	2,750	3,611	3,712
Total cost of revenue	18,050	23,929	25,404	26,462	30,980	39,374
Gross profit	47,582	68,548	58,213	63,572	74,249	78,719
Sales and marketing	11,337	13,719	12,326	15,173	19,173	21,883
Research and development	9,604	13,923	13,912	14,755	14,385	15,516
General and administrative	8,938	12,833	10,390	9,031	10,631	11,085
Amortization	2,574	2,510	2,200	2,239	1,045	848
Stock option compensation	—	—	—	—	—	23,691
Total operating expenses	32,453	42,985	38,828	41,198	45,234	73,023
Income from operations	15,129	25,563	19,385	22,374	29,015	5,696
Interest income	1,032	716	241	96	138	97
Interest expense	(638)	(2,752)	(11,265)	(7,963)	(4,410)	(2,559)
Other income (expense), net	6,310	(79)	(185)	(113)	63	235
Income before provision for income taxes	21,833	23,448	8,176	14,394	24,806	3,469
Income tax provision (benefit)	158	(1,456)	3,080	5,488	9,166	3,947
Net income (loss)	\$ 21,675	\$ 24,904	\$ 5,096	\$ 8,906	\$ 15,640	\$ (478)
Earnings (loss) per share						
Basic	\$ —	\$ —	\$ 0.08	\$ 0.13	\$ 0.23	\$ (0.01)
Diluted	\$ —	\$ —	\$ 0.08	\$ 0.13	\$ 0.23	\$ (0.01)
Common shares and equivalents outstanding						
Basic weighted average shares	N/A	N/A	64,443	66,389	67,777	67,833
Diluted weighted average shares	N/A	N/A	64,443	66,389	67,777	67,833
Summary of stock option compensation:						
Cost of services	\$ —	\$ —	\$ —	\$ —	\$ —	\$ 3,342
Cost of maintenance and subscriptions	—	—	—	—	—	505
Total cost of revenue	—	—	—	—	—	3,847
Sales and marketing	—	—	—	—	—	1,817
Research and development	—	—	—	—	—	2,341
General and administrative	—	—	—	—	—	19,533
Total operating expenses	—	—	—	—	—	23,691
Total stock option compensation	\$ —	\$ —	\$ —	\$ —	\$ —	\$ 27,538

(1) Includes stock option compensation as set forth in Summary of stock option compensation.

(2) Earnings per share not computed for this year because we were an S corporation until our recapitalization in October 1999 and therefore the information would not be meaningful.

(3) Certain amounts in the 1998, 1999 and 2000 financial statements have been reclassified to conform to the 2003 financial statement presentation. These reclassifications have no effect on previously reported net income (loss), shareholders' equity or net income (loss) per share.

December 31, 2003 (in thousands)	Actual	As adjusted⁽⁴⁾
Consolidated balance sheet data:		
Cash and cash equivalents	\$ 6,708	\$
Deferred tax asset	88,765	
Working capital	(30,326)	
Total assets	120,966	
Deferred revenue	43,673	
Long-term debt and capital lease obligations, excluding current portion	5,044	
Total liabilities	61,108	
Common stock	41,613	
Total stockholders' equity	\$ 59,858	\$

(4) Gives effect to expenses incurred in connection with this offering.

Risk factors

An investment in our common stock involves a high degree of risk. You should carefully consider the following risk factors and the other information in this prospectus, including our consolidated financial statements and the related notes thereto, before investing in our common stock. Our business, operating results and financial condition could be seriously harmed by any of the following risks. The trading price of our common stock could decline due to any of these risks, in which case you could lose all or part of your investment.

Risks related to our business

The market for software and services for nonprofit organizations might not grow, and nonprofit organizations might not continue to adopt our products and services.

Many nonprofit organizations have not traditionally used integrated and comprehensive software and services for their nonprofit-specific needs. We cannot be certain that the market for such products and services will continue to develop and grow or that nonprofit organizations will elect to adopt our products and services rather than continue to use traditional, less automated methods, attempt to develop software internally, rely upon legacy software systems, or use generalized software solutions not specifically designed for the nonprofit market. Nonprofit organizations that have already invested substantial resources in other fundraising methods or other non-integrated software solutions might be reluctant to adopt our products and services to supplement or replace their existing systems or methods. In addition, the implementation of one or more of our core software products can involve significant time and capital commitments by our customers, which they may be unwilling or unable to make. If demand for and market acceptance of our products and services does not increase, we might not grow our business as we expect.

We might not generate increased business from our current customers, which could limit our revenue in the future.

Our business model is highly dependent on the success of our efforts to increase sales to our existing customers. Many of our customers initially make a purchase of only one or a limited number of our products or only for a single department within their organization. These customers might choose not to expand their use of or make additional purchases of our products and services. If we fail to generate additional business from our current customers, our revenue could grow at a slower rate or even decrease. In addition, as we deploy new applications and features for our existing products or introduce new products and services, our current customers could choose not to purchase these new offerings.

If our customers do not renew their annual maintenance and support agreements for our products or if they do not renew them on terms that are favorable to us, our business might suffer.

Most of our maintenance agreements are for a term of one year. As the end of the annual period approaches, we pursue the renewal of the agreement with the customer. Historically, maintenance renewals have represented a significant portion of our total revenue, including approximately 49% of our total revenue in 2003. Because of this characteristic of our business, if our customers choose not to renew their maintenance and support agreements with us on beneficial terms, our business, operating results and financial condition could be harmed.

A substantial majority of our revenue is derived from The Raiser's Edge and a decline in sales or renewals of this product and related services could harm our business.

We derive a substantial majority of our revenue from the sale of The Raiser's Edge and related services, and revenue from this product and related services is expected to continue to account for a substantial majority of our total revenue for the foreseeable future. For example, revenue from the sale of The Raiser's Edge and related services represented approximately 70% of our total revenue in 2003. Because we generally sell licenses to our products on a perpetual basis and deliver new versions and enhancements to customers who purchase annual maintenance and support, our future license, services and maintenance revenue are substantially dependent on sales to new customers. In addition, we frequently sell The Raiser's Edge to new customers and then attempt to generate incremental revenue from the sale of additional products and services. If demand for The Raiser's Edge declines significantly, our business would suffer.

Our quarterly financial results fluctuate and might be difficult to forecast and, if our future results are below either any guidance we might issue or the expectations of public market analysts and investors, the price of our common stock might decline.

Our quarterly revenue and results of operations are difficult to forecast. We have experienced, and expect to continue to experience, fluctuations in revenue and operating results from quarter to quarter. As a result, we believe that quarter-to-quarter comparisons of our revenue and operating results are not necessarily meaningful and that such comparisons might not be accurate indicators of future performance. The reasons for these fluctuations include but are not limited to:

- the size and timing of sales of our software, including the relatively long sales cycles associated with many of our large software sales;
- budget and spending decisions by our customers;
- market acceptance of new products we release, such as our recently-introduced business intelligence tools;
- the amount and timing of operating costs related to the expansion of our business, operations and infrastructure;
- changes in our pricing policies or our competitors' pricing policies;
- seasonality in our revenue;
- general economic conditions; and
- costs related to acquisitions of technologies or businesses.

Our operating expenses, which include sales and marketing, research and development and general and administrative expenses, are based on our expectations of future revenue and are, to a large extent, fixed in the short term. If revenue falls below our expectations in a quarter and we are not able to quickly reduce our operating expenses in response, our operating results for that quarter could be adversely affected. It is possible that in some future quarter our operating results may be below either any guidance we might issue or the expectations of public market analysts and investors and, as a result, the price of our common stock might fall.

[Table of Contents](#)

We encounter long sales and implementation cycles, particularly for our largest customers, which could have an adverse effect on the size, timing and predictability of our revenue and sales.

Potential customers, particularly our larger enterprise-wide clients, generally commit significant resources to an evaluation of available software and require us to expend substantial time, effort and money educating them as to the value of our software and services. Sales of our core software products to these larger customers often require an extensive education and marketing effort.

We could expend significant funds and management resources during the sales cycle and ultimately fail to close the sale. Our core software product sales cycle averages approximately two months for sales to existing customers and from six to nine months for sales to new customers and large enterprise-wide sales. Our implementation cycle for large enterprise-wide sales can extend for a year or more, which can negatively impact the timing and predictability of our revenue. Our sales cycle for all of our products and services is subject to significant risks and delays over which we have little or no control, including:

- our customers' budgetary constraints;
- the timing of our clients' budget cycles and approval processes;
- our clients' willingness to replace their current methods or software solutions;
- our need to educate potential customers about the uses and benefits of our products and services; and
- the timing and expiration of our clients' current license agreements or outsourcing agreements for similar services.

If we are unsuccessful in closing sales after expending significant funds and management resources or if we experience delays as discussed above, it could have a material adverse effect on the size, timing and predictability of our revenue.

We have recorded a significant deferred tax asset, and we might never realize the full value of our deferred tax asset, which would result in a charge against our earnings.

In connection with the initial acquisition of our common stock by our current stockholders in 1999, we recorded approximately \$107 million as a deferred tax asset. Our deferred tax asset was approximately \$89 million as of December 31, 2003, or approximately 73% of our total assets as of that date. Realization of our deferred tax asset is dependent upon our generating sufficient taxable income in future years to realize the tax benefit from that asset. In accordance with Financial Accounting Standards Board Statement of Financial Accounting Standards No. 109, deferred tax assets are reviewed at least annually for impairment. Impairment would result if, based on the available evidence, it is more likely than not that some portion of the deferred tax asset will not be realized. This impairment could be caused by, among other things, deterioration in performance, loss of key contracts, adverse market conditions, adverse changes in applicable laws or regulations, including changes that restrict the activities of or affect the products sold by our business and a variety of other factors. If an impairment were to occur in a future period, it would be recognized as an expense in our results of operations during the period of impairment. Depending on future circumstances, it is possible that we might never realize the full value of our deferred tax asset. Any future determination of impairment of a significant portion of our deferred tax asset would have an

[Table of Contents](#)

adverse effect on our financial condition and results of operations. See our discussion of “Deferred taxes” in “Management’s discussion and analysis of financial condition and results of operations — Critical accounting policies and estimates”.

Nonprofit organizations might not use the Internet to facilitate their fundraising and organizational efforts in a manner sufficient to allow us to make a profit or even recapture our investment in this area. In addition, even if they increasingly use the Internet for these purposes, if we fail to capitalize on this opportunity, we could lose market share.

The market for online fundraising solutions for nonprofit organizations is new and emerging. Nonprofit organizations have not traditionally used the Internet or web-enabled software solutions for fundraising. We cannot be certain that the market will continue to develop and grow or that nonprofit organizations will elect to use any of our web-enabled products rather than continue to use traditional offline methods, attempt to develop software solutions internally or use standardized software solutions not designed for the specific needs of nonprofits. Nonprofit organizations that have already invested substantial resources in other fundraising methods may be reluctant to use the Internet to supplement their existing systems or methods. In addition, increasing concerns about fraud, privacy, reliability and other problems might cause nonprofit organizations not to adopt the Internet as a method for fundraising. If demand for and market acceptance of Internet-based products for nonprofits does not occur, we might not recapture our investment in this area or grow our business as we expect. On the other hand, even if nonprofits increasingly use the Internet for their fundraising and organizational efforts, if we fail to develop and offer products that meet customer needs in this area, we could lose market share.

Our failure to compete successfully could cause our revenue or market share to decline.

Our market is fragmented, competitive and rapidly evolving, and there are limited barriers to entry for some aspects of this market. We mainly face competition from four sources:

- software developers offering integrated specialized products designed to address specific needs of nonprofit organizations;
- providers of traditional, less automated fundraising services, such as services that support traditional direct mail campaigns, special events fundraising, telemarketing and personal solicitations;
- custom-developed products created either internally or outsourced to custom service providers; and
- software developers offering general products not designed to address specific needs of nonprofit organizations.

The companies we compete with, and other potential competitors, may have greater financial, technical and marketing resources and generate greater revenue and better name recognition than we do. If one or more of our competitors or potential competitors were to merge or partner with one of our competitors, the change in the competitive landscape could adversely affect our ability to compete effectively. For example, a large diversified software enterprise, such as Microsoft, Oracle or PeopleSoft, could decide to enter the market directly, including through acquisitions.

Additionally, Sage and Intuit have recently made acquisitions and product development efforts in the nonprofit market. Our competitors might also establish or strengthen cooperative

[Table of Contents](#)

relationships with our current or future resellers and third-party consulting firms or other parties with whom we have relationships, thereby limiting our ability to promote our products and limiting the number of channel partners available to help market our products. These competitive pressures could cause our revenue and market share to decline. For more information on our competitors, see “Business— Competition”.

We might not be able to manage our future growth efficiently or profitably.

We have experienced significant growth since our inception, and we anticipate that continued expansion will be required to address potential market opportunities. For example, we will need to expand the size of our sales and marketing, product development and general and administrative staff and operations, as well as our financial and accounting controls. There can be no assurance that our infrastructure will be sufficiently scalable to manage our projected growth. For example, our anticipated growth will result in a significant increase in demands on our maintenance and support services professionals to continue to provide the high level of quality service that our customers have come to expect. If we are unable to sufficiently address these additional demands on our resources, our profitability and growth might suffer. Also, if we continue to expand our operations, management might not be effective in expanding our physical facilities and our systems, procedures or controls might not be adequate to support such expansion. Our inability to manage our growth could harm our business.

Because competition for highly qualified personnel is intense, we might not be able to attract and retain the employees we need to support our planned growth.

To execute our continuing growth plans, we need to increase the size and maintain the quality of our sales force, software development staff and our professional services organization. To meet our objectives successfully, we must attract and retain highly qualified personnel with specialized skill sets focused on the nonprofit industry. Competition for qualified personnel can be intense, and we might not be successful in attracting and retaining them. The pool of qualified personnel with experience working with or selling to nonprofit organizations is limited overall and specifically in Charleston, South Carolina, where our principal office is located. Our ability to maintain and expand our sales, product development and professional services teams will depend on our ability to recruit, train and retain top quality people with advanced skills who understand sales to, and the specific needs of, nonprofit organizations. For these reasons, we have from time to time in the past experienced, and we expect to continue to experience in the future, difficulty in hiring and retaining highly skilled employees with appropriate qualifications for our business. In addition, it takes time for our new sales and services personnel to become productive, particularly with respect to obtaining and supporting major customer accounts. In particular, we plan to increase the number of services personnel to attempt to meet the needs of our customers and potential new customers. In addition to hiring services personnel, to meet our needs, we might also engage additional third-party consultants as contractors, which could have a negative impact on our earnings. If we are unable to hire or retain qualified personnel, or if newly hired personnel fail to develop the necessary skills or reach productivity slower than anticipated, it would be more difficult for us to sell our products and services, and we could experience a shortfall in revenue or earnings, and not achieve our planned growth.

[Table of Contents](#)

Our services revenue produces substantially lower gross margins than our license revenue, and an increase in services revenue relative to license revenue would harm our overall gross margins.

Our services revenue, which includes fees for consulting, implementation, training, data and technical services and analytics, was approximately 29% of our revenue for 2003 and approximately 25% of our revenue for 2002. Our services revenue has substantially lower gross margins than our product license revenue. An increase in the percentage of total revenue represented by services revenue would adversely affect our overall gross margins.

Services revenue as a percentage of total revenue has varied significantly from quarter to quarter due to fluctuations in licensing revenue, economic changes, changes in the average selling prices for our products and services, our customers' acceptance of our products and our sales force execution. In addition, the volume and profitability of services can depend in large part upon:

- competitive pricing pressure on the rates that we can charge for our services;
- the complexity of the customers' information technology environment and the existence of multiple non-integrated legacy databases;
- the resources directed by customers to their implementation projects; and
- the extent to which outside consulting organizations provide services directly to customers.

Any erosion of our margins for our services revenue or any adverse changes in the mix of our license versus service revenue would adversely affect our operating results.

Failure to adapt to technological change and to achieve broad adoption and acceptance of our new products and services could adversely affect our earnings.

If we fail to keep pace with technological change in our industry, such failure would have an adverse effect on our revenue and earnings. We operate in a highly competitive industry characterized by evolving technologies and industry standards, changes in customer requirements and frequent new product introductions and enhancements. During the past several years, many new technological advancements and competing products have entered the marketplace. Our ability to compete effectively and our growth prospects depend upon many factors, including the success of our existing software products and services to address the changing needs of our customers, the timely introduction and success of future software products and services and releases and the ability of our products to perform well with existing and future technologies, including databases, applications, operating systems and other platforms. We have made significant investments in research and development and our growth plans are premised in part on generating substantial revenue from new product introductions. New product introductions involve significant risks. For example, delays in new product introductions, such as our new version of The Education Edge expected in mid-2004, or less-than-anticipated market acceptance of our new products are possible and would have an adverse effect on our revenue and earnings. We cannot be certain that our new products or future enhancements to existing products will meet customer performance needs or expectations when shipped or that they will be free of significant software defects or bugs. If they do not meet customer needs or expectations, for whatever reason, upgrading or enhancing these products could be costly and time consuming. In addition, the selling price of software products tends to decline significantly over the life of the product. If we are unable to offset any reductions in the selling prices of our products by introducing new products at higher

prices or by reducing our costs, our revenue, gross margin and operating results would be adversely affected.

If our products fail to perform properly due to undetected errors or similar problems, our business could suffer.

Complex software such as ours often contains undetected errors or bugs. Such errors are frequently found after introduction of new software or enhancements to existing software. We continually introduce new products and new versions of our products. If we detect any errors before we ship a product, we might have to delay product shipment for an extended period of time while we address the problem. We might not discover software errors that affect our new or current products or enhancements until after they are deployed, and we may need to provide enhancements to correct such errors. Therefore, it is possible that, despite testing by us, errors may occur in our software. These errors could result in:

- harm to our reputation;
- lost sales;
- delays in commercial release;
- product liability claims;
- delays in or loss of market acceptance of our products;
- license terminations or renegotiations; and
- unexpected expenses and diversion of resources to remedy errors.

Furthermore, our customers may use our software together with products from other companies. As a result, when problems occur, it might be difficult to identify the source of the problem. Even when our software does not cause these problems, the existence of these errors might cause us to incur significant costs, divert the attention of our technical personnel from our product development efforts, impact our reputation and cause significant customer relations problems.

Our failure to integrate third-party technologies could harm our business.

We intend to continue licensing technologies from third parties, including applications used in our research and development activities and technologies which are integrated into our products. These technologies might not continue to be available to us on commercially reasonable terms or at all. Our inability to obtain any of these licenses could delay product development until equivalent technology can be identified, licensed and integrated. This inability in turn would harm our business and operating results. Our use of third-party technologies exposes us to increased risks, including, but not limited to, risks associated with the integration of new technology into our products, the diversion of our resources from development of our own proprietary technology and our inability to generate revenue from licensed technology sufficient to offset associated acquisition and maintenance costs.

If the security of our software, in particular our hosted Internet solutions products, is breached, our business and reputation could suffer.

Fundamental to the use of our products is the secure collection, storage and transmission of confidential donor and end user information. Third parties may attempt to breach our security or that of our customers and their databases. We might be liable to our customers for any

[Table of Contents](#)

breach in such security, and any breach could harm our customers, our business and our reputation. Any imposition of liability, particularly liability that is not covered by insurance or is in excess of insurance coverage, could harm our reputation and our business and operating results. Also, computers, including those that utilize our software, are vulnerable to computer viruses, physical or electronic break-ins and similar disruptions, which could lead to interruptions, delays or loss of data. We might be required to expend significant capital and other resources to protect further against security breaches or to rectify problems caused by any security breach.

If we are unable to detect and prevent unauthorized use of credit cards and bank account numbers and safeguard confidential donor data, we could be subject to financial liability, our reputation could be harmed and customers may be reluctant to use our products and services.

We rely on third-party and internally-developed encryption and authentication technology to provide secure transmission of confidential information over the Internet, including customer credit card and bank account numbers, and protect confidential donor data. Advances in computer capabilities, new discoveries in the field of cryptography or other events or developments could result in a compromise or breach of the technology we use to protect sensitive transaction data. If any such compromise of our security, or the security of our customers, were to occur, it could result in misappropriation of proprietary information or interruptions in operations and have an adverse impact on our reputation or the reputation of our customers. If we are unable to detect and prevent unauthorized use of credit cards and bank account numbers or protect confidential donor data, our business could suffer.

We currently do not have any issued patents, but we rely upon trademark, copyright, patent and trade secret laws to protect our proprietary rights, which might not provide us with adequate protection.

Our success and ability to compete depend to a significant degree upon the protection of our software and other proprietary technology rights. We might not be successful in protecting our proprietary technology, and our proprietary rights might not provide us with a meaningful competitive advantage. To protect our proprietary technology, we rely on a combination of patent, trademark, copyright and trade secret laws, as well as nondisclosure agreements, each of which affords only limited protection. We currently do not have patents issued for any of our proprietary technology and we only recently filed patent applications relating to a number of our products. Moreover, we have no patent protection for The Raiser's Edge, which is one of our core products. Any inability to protect our intellectual property rights could seriously harm our business, operating results and financial condition. It is possible that:

- our pending patent applications may not result in the issuance of patents;
- any patents issued to us may not be timely or broad enough to protect our proprietary rights;
- any issued patent could be successfully challenged by one or more third parties, which could result in our loss of the right to prevent others from exploiting the inventions claimed in those patents; and
- current and future competitors may independently develop similar technologies, duplicate our products or design around any of our patents.

[Table of Contents](#)

In addition, the laws of some foreign countries do not protect our proprietary rights in our products to the same extent as do the laws of the United States. Despite the measures taken by us, it may be possible for a third party to copy or otherwise obtain and use our proprietary technology and information without authorization. Policing unauthorized use of our products is difficult, and litigation could become necessary in the future to enforce our intellectual property rights. Any litigation could be time consuming and expensive to prosecute or resolve, result in substantial diversion of management attention and resources, and materially harm our business, financial condition and results of operations.

If we do not successfully address the risks inherent in the expansion of our international operations, our business could suffer.

We currently have operations in the United Kingdom, Canada and Australia, and we intend to expand further into international markets. We have limited experience in international operations and may not be able to compete effectively in international markets. In 2003, our international offices generated revenues of approximately \$10.7 million, an increase of 78% over international revenue of \$6.0 million for 2002. Expansion of our international operations will require a significant amount of attention from our management and substantial financial resources and may require us to add qualified management in these markets. Our direct sales model requires us to attract, retain and manage qualified sales personnel capable of selling into markets outside the United States. In some cases, our costs of sales might increase if our customers require us to sell through local distributors. If we are unable to grow our international operations in a cost effective and timely manner, our business and operating results could be harmed. Doing business internationally involves additional risks that could harm our operating results, including:

- difficulties and costs of staffing and managing international operations;
- differing technology standards;
- difficulties in collecting accounts receivable and longer collection periods;
- political and economic instability;
- fluctuations in currency exchange rates;
- imposition of currency exchange controls;
- potentially adverse tax consequences;
- reduced protection for intellectual property rights in certain countries;
- dependence on local vendors;
- protectionist laws and business practices that favor local competition;
- compliance with multiple conflicting and changing governmental laws and regulations;
- seasonal reductions in business activity specific to certain markets;
- longer sales cycles;
- restrictions on repatriation of earnings;
- differing labor regulations;
- restrictive privacy regulations in different countries, particularly in the European Union;
- restrictions on the export of technologies such as data security and encryption; and
- import and export restrictions and tariffs.

Future acquisitions could prove difficult to integrate, disrupt our business, dilute stockholder value and strain our resources.

We intend to acquire companies, services and technologies that we feel could complement or expand our business, augment our market coverage, enhance our technical capabilities, provide

[Table of Contents](#)

us with important customer contacts or otherwise offer growth opportunities. Acquisitions and investments involve numerous risks, including:

- difficulties in integrating operations, technologies, services, accounting and personnel;
- difficulties in supporting and transitioning customers of our acquired companies;
- diversion of financial and management resources from existing operations;
- risks of entering new sectors of the nonprofit industry;
- potential loss of key employees; and
- inability to generate sufficient revenue to offset acquisition or investment costs.

Acquisitions also frequently result in recording of goodwill and other intangible assets, which are subject to potential impairments in the future that could harm our operating results. In addition, if we finance acquisitions by issuing equity securities or securities convertible into equity securities, our existing stockholders would be diluted, which, in turn, could affect the market price of our stock. Moreover, we could finance any acquisition with debt, resulting in higher leverage and interest costs. As a result, if we fail to evaluate and execute acquisitions or investments properly, we might not achieve the anticipated benefits of any such acquisition, and we may incur costs in excess of what we anticipate.

Claims that we infringe upon third parties' intellectual property rights could be costly to defend or settle.

Litigation regarding intellectual property rights is common in the software industry. We expect that software products and services may be increasingly subject to third-party infringement claims as the number of competitors in our industry segment grows and the functionality of products in different industry segments overlaps. We may from time to time encounter disputes over rights and obligations concerning intellectual property. Although we believe that our intellectual property rights are sufficient to allow us to market our software without incurring liability to third parties, third parties may bring claims of infringement against us. Such claims may be with or without merit. Any litigation to defend against claims of infringement or invalidity could result in substantial costs and diversion of resources. Furthermore, a party making such a claim could secure a judgment that requires us to pay substantial damages. A judgment could also include an injunction or other court order that could prevent us from selling our software. Our business, operating results and financial condition could be harmed if any of these events occurred.

In addition, we have agreed, and will likely agree in the future, to indemnify certain of our customers against certain claims that our software infringes upon the intellectual property rights of others. We could incur substantial costs in defending ourselves and our customers against infringement claims. In the event of a claim of infringement, we and our customers might be required to obtain one or more licenses from third parties. We, or our customers, might be unable to obtain necessary licenses from third parties at a reasonable cost, if at all. Defense of any lawsuit or failure to obtain any such required licenses could harm our business, operating results and financial condition.

If we become subject to product or general liability or errors and omissions claims, they could be time-consuming and costly.

Errors, defects or other performance problems in our software, as well as the negligence or misconduct of our consultants, could result in financial or other damages to our customers. They could seek damages from us for losses associated with these errors, defects or other

[Table of Contents](#)

performance problems. If successful, these claims could have a material adverse effect on our business. Although we possess product liability insurance and errors and omissions insurance, there is no guarantee that our insurance would be enough to cover the full amount of any loss we might suffer. Our license and service agreements typically contain provisions designed to limit our exposure to product liability claims, but existing or future laws or unfavorable judicial decisions could negate these limitation of liability provisions. A claim brought against us, even if unsuccessful, could be time-consuming and costly to defend and could harm our reputation.

If we were found subject to or in violation of any laws or regulations governing privacy or electronic fund transfers, we could be subject to liability or forced to change our business practices.

It is possible that the payment processing component of our web-based software is subject to various governmental regulations. Pending legislation at the state and federal levels could also restrict further our information gathering and disclosure practices. Existing and potential future privacy laws might limit our ability to develop new products and services that make use of data we gather from various sources. For example, our custom modeling and analytical services, including ProspectPoint and WealthPoint, rely heavily on securing and making use of data we gather from various sources and privacy laws could jeopardize our ability to market and profit from those services. The provisions of these laws and related regulations are complicated, and we do not have extensive experience with these laws and related regulations. Even technical violations of these laws can result in penalties that are assessed for each non-compliant transaction. In addition, we might be subject to the privacy provisions of the Health Insurance Portability and Accountability Act of 1996 and the Gramm-Leach-Bliley Act and related regulations. If we or our customers were found to be subject to and in violation of any of these laws or other privacy laws or regulations, our business would suffer and we and/or our customers would likely have to change our business practices. In addition, these laws and regulations could impose significant costs on us and our customers and make it more difficult for donors to make online donations.

Increasing government regulation could affect our business.

We are subject not only to regulations applicable to businesses generally but also to laws and regulations directly applicable to electronic commerce. Although there are currently few such laws and regulations, state, Federal and foreign governments may adopt laws and regulations applicable to our business. Any such legislation or regulation could dampen the growth of the Internet and decrease its acceptance. If such a decline occurs, companies may decide in the future not to use our products and services. Any new laws or regulations in the following areas could affect our business:

- user privacy;
- the pricing and taxation of goods and services offered over the Internet;
- the content of websites;
- copyrights;
- consumer protection, including the potential application of “do not call” registry requirements on our customers and consumer backlash in general to direct marketing efforts of our customers;

[Table of Contents](#)

- the online distribution of specific material or content over the Internet; and
- the characteristics and quality of products and services offered over the Internet.

Our operations might be affected by the occurrence of a natural disaster or other catastrophic event in Charleston, South Carolina.

We depend on our principal executive offices and other facilities in Charleston, South Carolina for the continued operation of our business. Although we have contingency plans in effect for natural disasters or other catastrophic events, these events, including terrorist attacks and natural disasters such as hurricanes, which historically have struck the Charleston area with some regularity, could disrupt our operations. Even though we carry business interruption insurance policies and typically have provisions in our contracts that protect us in certain events, we might suffer losses as a result of business interruptions that exceed the coverage available under our insurance policies or for which we do not have coverage. Any natural disaster or catastrophic event affecting us could have a significant negative impact on our operations.

Our large number of outstanding employee stock options subject to variable accounting and recent proposed changes to accounting standards could cause us to record significant compensation expense and could significantly reduce our earnings in future periods.

Because we have a large number of outstanding employee stock options subject to variable accounting treatment, we expect to record significant compensation expense at the end of future periods, particularly if our stock price increases significantly. For example, in 2003 we recorded compensation expense of \$27.5 million attributable to these options. This compensation expense could significantly reduce our earnings in future periods, which could cause our stock price to fall and, as a result, you could lose some or all of your investment. See our discussion of "Stock option compensation" in "Management's discussion and analysis of financial condition and results of operations — Critical accounting policies and estimates". In addition, under a proposal issued by the Financial Accounting Standards Board on March 31, 2004, we might, if such proposal is adopted, be required to record the fair market value of future stock options issued under our stock option plans as compensation expense in our consolidated financial statements, which would reduce our net income and earnings per share.

The requirements of being a public company might strain our resources and distract management.

As a public company, we will be subject to a number of additional requirements, including the reporting requirements of the Securities Exchange Act of 1934, the Sarbanes-Oxley Act of 2002 and new Nasdaq rules promulgated in response to the Sarbanes-Oxley Act. These requirements might place a strain on our systems and resources. The Securities Exchange Act requires, among other things, that we file annual, quarterly and current reports with respect to our business and financial condition. The Sarbanes-Oxley Act requires, among other things, that we maintain effective disclosure controls and procedures and internal controls for financial reporting. In order to maintain and improve the effectiveness of our disclosure controls and procedures and internal controls over financial reporting, significant resources and management oversight will be required. As a result, our management's attention might be diverted from other business concerns, which could have a material adverse effect on our business, financial condition, results of operations and cash flows. In addition, we might need to hire additional accounting and financial staff with appropriate public company experience and

[Table of Contents](#)

technical accounting knowledge and we might not be able to do so in a timely fashion. Nasdaq rules require, among other things, that within a year of the date of this offering all of the members of the audit committee of our board of directors consist of independent directors. We might not be able to attract and retain independent directors for our audit committee in a timely fashion, or at all.

Risks related to this offering

We cannot assure you that a market will develop for our common stock or what the market price of our common stock will be.

Before this offering, there was no public trading market for our common stock, and we cannot assure you that one will develop or be sustained after this offering. If a market does not develop or is not sustained, it might be difficult for you to sell your shares of common stock at an attractive price or at all. We cannot predict the prices at which our common stock will trade. The initial public offering price for our common stock will be determined through our and our selling stockholders' negotiations with the underwriters and might not bear any relationship to the market price at which it will trade after this offering or to any other established criteria of the value of our business. In future quarters our operating results might be below the expectations of public market analysts and investors and, as a result of these and other factors, the price of our common stock might decline.

The price of our common stock might be volatile.

In the three years prior to 2003, technology stocks listed on The Nasdaq National Market experienced high levels of volatility and significant declines in value from their historic highs. The trading price of our common stock following this offering might fluctuate substantially. The price of the common stock that will prevail in the market after this offering might be higher or lower than the price you pay, depending on many factors, some of which are beyond our control and might not be related to our operating performance. The fluctuations could cause you to lose part or all of your investment in our shares of common stock. Those factors that could cause fluctuations in the trading price of our common stock include the following:

- price and volume fluctuations in the overall stock market from time to time;
- significant volatility in the market price and trading volume of software and technology companies;
- actual or anticipated changes in our earnings or fluctuations in our operating results or in the expectations of securities analysts;
- economic conditions and trends in general and in the nonprofit industry;
- major catastrophic events, including terrorist activities, which could reduce or divert funding to, and technology spending by, our core nonprofit customer base;
- changes in our pricing policies or the pricing policies of our customers;
- changes in the estimation of the future size and growth of our market; or
- departures of key personnel.

In the past, following periods of volatility in the market price of a company's securities, securities class action litigation has often been brought against that company. Due to the potential volatility of our stock price, we might be the target of securities litigation in the

[Table of Contents](#)

future. Securities litigation could result in substantial costs and divert management's attention and resources from our business.

Insiders will continue to hold a [majority/significant minority] of our stock after this offering and could limit your ability to influence the outcome of key transactions, including a change of control, which could adversely affect the market price of our stock.

Upon completion of this offering, our largest stockholder, Hellman & Friedman Capital Partners III, L.P. and its affiliates, will beneficially own approximately % of our common stock, or % if the underwriters' over-allotment option is exercised in full. In addition, our executive officers, directors and their affiliates will, in the aggregate, beneficially own or control approximately % of our common stock, or % if the underwriters' over-allotment option is exercised in full. As a result, Hellman & Friedman will have the ability to control all matters submitted to our stockholders for approval, including the election and removal of directors and the approval of any merger, consolidation or sales of all or substantially all of our assets. These stockholders might make decisions that are adverse to your interests. In addition, Hellman & Friedman and certain of its transferees will not be governed by Section 203 of the Delaware General Corporation Law. See "Description of capital stock—Anti-takeover effects of Delaware law and provisions of our certificate of incorporation and bylaws—Delaware anti-takeover law" for a discussion of Section 203. This fact might make it easier for Hellman & Friedman or its transferees to acquire your shares at a lower price than would otherwise be the case. This provision and the concentration of ownership could have the effect of delaying, preventing or deterring a change of control of our company, could deprive our stockholders of an opportunity to receive a premium for their common stock as part of a sale of our company and might ultimately affect the market price of our common stock.

Future sales of our common stock might depress our stock price.

As of the date of this prospectus, we have 67,997,721 shares of common stock outstanding. The shares sold by the selling stockholders in this offering, or shares if the underwriters' over-allotment option is exercised in full, will be freely tradable without restriction or further registration under federal securities laws unless purchased by our affiliates. The remaining shares of common stock outstanding will be available for sale in the public market as follows:

Number of shares	Date of availability for sale
	On the date of this prospectus
	90 days after the date of this prospectus
	180 days after the date of this prospectus

The remaining shares held by existing stockholders will become eligible for sale at various times on or before .

The above table assumes the effectiveness of the lock-up agreements under which we, our executive officers and directors and our selling stockholders have agreed that, during the period beginning from the date of this prospectus and continuing to and including the date 180 days after the date of this prospectus, none of us will sell or otherwise dispose of their shares of common stock, except in limited circumstances. J.P. Morgan Securities Inc. may, in its

[Table of Contents](#)

sole discretion and at any time without notice, release all or any portion of the securities subject to lock-up agreements.

If our common stockholders sell substantial amounts of common stock in the public market, or if the market perceives that these sales may occur, the market price of our common stock might decline. In addition, as soon as practicable after the completion of this offering, we intend to file a registration statement under the Securities Act covering _____ shares of common stock issuable under our stock plans. Accordingly, shares registered under that registration statement will be available for sale in the open market, subject to the contractual lock-up agreements described above that prohibit the sale or other disposition of the shares of common stock underlying the options for a period of 180 days after the date of this prospectus.

As a new investor, you will experience immediate and substantial dilution.

The initial public offering price of the common stock being sold by the selling stockholders in this offering is considerably more than the net tangible book value per share of our outstanding common stock. Accordingly, investors purchasing shares of common stock in this offering will pay a price per share that substantially exceeds, on a per share basis, the value of our assets after subtracting liabilities. Investors will suffer additional dilution to the extent outstanding stock options are exercised and to the extent we issue any restricted stock to our employees under our equity incentive plans. For more information on dilution, see "Dilution."

We might need to raise capital, which might not be available.

We will not receive any of the proceeds from the sale of shares by the selling stockholders in this offering. Accordingly, the proceeds from this offering will not be available to us to finance our operations, capital expenditures or investment activities. We might need to raise funds to meet these or other needs, and we might not be able to obtain such financing on favorable terms, if at all. If we need capital and cannot raise it on acceptable terms, we might not be able to:

- develop enhancements and additional features for our products;
- develop new products and services;
- hire, train and retain employees;
- enhance our infrastructure;
- respond to competitive pressures or unanticipated requirements;
- pursue international expansion;
- pursue acquisition opportunities; or
- continue to fund our operations.

If any of the foregoing consequences occur, our stock price might fall and you might lose some or all of your investment.

Our certificate of incorporation authorizes our board of directors to issue new series of preferred stock that may have the effect of delaying or preventing a change of control, which could adversely affect the value of your shares.

Our certificate of incorporation provides that our board of directors is authorized to issue from time to time, without further stockholder approval, up to 20,000,000 shares of preferred stock in one or more series and to fix or alter the designations, preferences, rights and any qualifications, limitations or restrictions of the shares of each series, including the dividend

[Table of Contents](#)

rights, dividend rates, conversion rights, voting rights, rights of redemption, including sinking fund provisions, redemption price or prices, liquidation preferences and the number of shares constituting any series or designations of any series. Such shares of preferred stock could have preferences over our common stock with respect to dividends and liquidation rights. We may issue additional preferred stock in ways that might delay, defer or prevent a change of control of our company without further action by our stockholders. Such shares of preferred stock may be issued with voting rights that may adversely affect the voting power of the holders of our common stock by increasing the number of outstanding shares having voting rights, and by the creation of class or series voting rights.

Anti-takeover provisions under our charter documents and Delaware law could delay or prevent a change of control and could also limit the market price of our stock.

Our certificate of incorporation and our bylaws contain provisions that, effective from and after the date of this offering, could delay or prevent a change of control of our company or changes in our board of directors that our stockholders might consider favorable, including the following:

- our board of directors will be classified into three classes, each of which will serve for staggered three year terms; and
- we will require advance notice for stockholder proposals, including nominations for the election of directors.

In addition, we are governed by the provisions of Section 203 of the Delaware General Corporate Law, which can prohibit certain business combinations with stockholders owning 15% or more of our outstanding voting stock, although our certificate of incorporation excludes Hellman & Friedman Capital Partners III, L.P. and its affiliates and transferees from the application of these anti-takeover provisions. These and other provisions in our certificate of incorporation and our bylaws and Delaware law could make it more difficult for stockholders or potential acquirors to obtain control of our board of directors or initiate actions that are opposed by the then-current board of directors, including delaying or impeding a merger, tender offer, or proxy contest or other change of control transaction involving our company. Any delay or prevention of a change of control transaction or changes in our board of directors could prevent the consummation of a transaction in which our stockholders could receive a substantial premium over the then current market price for their shares.

Forward-looking statements

This prospectus contains forward-looking statements. The forward-looking statements are contained principally in the sections entitled "Prospectus summary," "Risk factors," "Management's discussion and analysis of financial condition and results of operations" and "Business." In some cases, you can identify forward-looking statements by terminology such as "may," "might," "will," "should," "could," "would," "expect," "plan," "anticipate," "believe," "estimate," "project," "predict," "intend," "potential" or the negative of such terms or other similar expressions.

The forward-looking statements reflect our current expectations and views about future events and speak only as of the date the statements were made. The forward-looking statements involve known and unknown risks, uncertainties and other factors which may cause our actual results, performance or achievements to be materially different from any future results, performance or achievements expressed or implied by the forward-looking statements. Given these risks and uncertainties, you should not place undue reliance on the forward-looking statements.

You should read this prospectus and the documents that we reference in this prospectus and have filed as exhibits to the registration statement, of which this prospectus is part, completely and with the understanding that our actual future results might be materially different from what we expect. We might not update the forward-looking statements, even though our situation might change in the future, unless we have obligations under U.S. federal securities laws to update and disclose material developments related to previously disclosed information. We qualify all of the forward-looking statements by these cautionary statements.

You should rely only on the information contained in this prospectus. We have not authorized anyone to provide you with information different from that contained in this prospectus. Offers to sell, and offers to buy, shares of our common stock are being made only in jurisdictions where offers and sales are permitted. The information contained in this prospectus is accurate only as of the date of this prospectus, regardless of the time of delivery of this prospectus or of any sale of our common stock.

No action is being taken in any jurisdiction outside the United States to permit a public offering of common stock or possession or distribution of this prospectus in that jurisdiction. Persons who come into possession of this prospectus in jurisdictions outside the United States are required to inform themselves about and to observe any restrictions as to this offering and the distribution of this prospectus applicable to those jurisdictions.

"Blackbaud" and "The Raiser's Edge" are registered trademarks of Blackbaud, Inc. This prospectus also includes references to registered service marks and trademarks of other entities.

Use of proceeds

We will not receive any proceeds from the sale of the common stock by the selling stockholders. The selling stockholders will receive all net proceeds from the sale of shares of our common stock in this offering.

Dividend policy

Although we have not declared or paid any cash dividends on our capital stock since becoming a C corporation in October 1999, we might elect to do so in the future. Any such determination to pay dividends will be at the discretion of our board of directors and will depend on the amount of any outstanding indebtedness, our financial condition, results of operations, capital requirements and other factors that our board of directors may deem relevant. In addition, certain debt agreements to which we are a party contain financial covenants that could have the effect of restricting or prohibiting the payment of cash dividends.

Capitalization

The following table sets forth our cash and cash equivalents and capitalization as of December 31, 2003:

- on an actual basis; and
- on an as adjusted basis to give effect to expenses incurred in connection with this offering.

This table should be read in conjunction with "Management's discussion and analysis of financial condition and results of operations" and the consolidated financial statements and accompanying notes included elsewhere in this prospectus.

December 31, 2003 (in thousands)	Actual	As adjusted
Cash and cash equivalents	\$ 6,708	\$
Long-term debt and capital lease obligations, excluding current portion	5,044	
Stockholders' equity:		
Common stock	41,613	
Deferred stock compensation	(4,795)	
Accumulated other comprehensive income	518	
Retained earnings	22,522	
Total stockholders' equity	59,858	
Total capitalization	\$64,902	\$

Dilution

The net tangible book value per share of our common stock will be substantially below the initial public offering price. You will therefore incur immediate and substantial dilution of \$ _____ per share, based on the assumed initial public offering price of \$ _____ per share. As a result, if we are liquidated, you may not receive the full value of your investment.

Dilution in net tangible book value per share represents the difference between the amount per share of our common stock that you pay in this offering and the net tangible book value per share of our common stock immediately afterwards. Net tangible book value per share represents (1) the total net tangible assets, divided by (2) the number of shares of our common stock outstanding.

Our net tangible book value at December 31, 2003 was approximately \$ _____ million, or \$ _____ per share. This amount represents an immediate dilution in net tangible book value of \$ _____ per share to you. The following table illustrates this dilution per share:

Assumed initial public offering price per share	\$
Net tangible book value per share as of December 31, 2003	\$
Dilution per share to you	\$

As of December 31, 2003, there were options outstanding to purchase a total of 15,241,724 shares of common stock at a weighted average exercise price of \$3.07 per share. To the extent outstanding options are exercised, you would experience further dilution.

Selected consolidated financial data

You should read the selected consolidated financial data set forth below in conjunction with “Management’s discussion and analysis of financial condition and results of operations” and our financial statements and the related notes included elsewhere in this prospectus. The consolidated financial statements for the year ended December 31, 1998 were audited by other auditors. The consolidated financial statements for the year ended December 31, 1999 were audited by Arthur Andersen LLP, which has since ceased operations. We derived the financial data as of December 31, 2002 and 2003 and for the years ended December 31, 2001, 2002 and 2003 from our audited financial statements included elsewhere in this prospectus.

Year ended December 31, (in thousands, except per share data)	1998 ⁽²⁾⁽³⁾	1999 ⁽²⁾⁽³⁾	2000 ⁽³⁾	2001	2002	2003
Consolidated statements of operations data:						
Revenue						
License fees	\$29,408	\$37,938	\$ 24,471	\$19,300	\$ 20,572	\$ 21,339
Services	10,716	17,309	14,266	18,797	26,739	34,042
Maintenance and subscriptions	22,446	29,680	39,042	47,022	52,788	58,360
Other revenue	3,062	7,550	5,838	4,915	5,130	4,352
Total revenue	65,632	92,477	83,617	90,034	105,229	118,093
Cost of revenue						
Cost of license fees	709	989	1,284	1,726	2,547	2,819
Cost of services ⁽¹⁾	4,339	5,534	7,028	10,253	14,234	21,006
Cost of maintenance and subscriptions ⁽¹⁾	11,443	15,246	15,120	11,733	10,588	11,837
Cost of other revenue	1,559	2,160	1,972	2,750	3,611	3,712
Total cost of revenue	18,050	23,929	25,404	26,462	30,980	39,374
Gross profit	47,582	68,548	58,213	63,572	74,249	78,719
Sales and marketing	11,337	13,719	12,326	15,173	19,173	21,883
Research and development	9,604	13,923	13,912	14,755	14,385	15,516
General and administrative	8,938	12,833	10,390	9,031	10,631	11,085
Amortization	2,574	2,510	2,200	2,239	1,045	848
Stock option compensation	—	—	—	—	—	23,691
Total operating expenses	32,453	42,985	38,828	41,198	45,234	73,023
Income from operations	15,129	25,563	19,385	22,374	29,015	5,696
Interest income	1,032	716	241	96	138	97
Interest expense	(638)	(2,752)	(11,265)	(7,963)	(4,410)	(2,559)
Other income (expense), net	6,310	(79)	(185)	(113)	63	235
Income before provision for income taxes	21,833	23,448	8,176	14,394	24,806	3,469
Income tax provision (benefit)	158	(1,456)	3,080	5,488	9,166	3,947
Net income (loss)	\$21,675	\$24,904	\$ 5,096	\$ 8,906	\$ 15,640	\$ (478)
Earnings (loss) per share						
Basic	\$ —	\$ —	\$ 0.08	\$ 0.13	\$ 0.23	\$ (0.01)
Diluted	\$ —	\$ —	\$ 0.08	\$ 0.13	\$ 0.23	\$ (0.01)
Common shares and equivalents outstanding						
Basic weighted average shares	N/A	N/A	64,443	66,389	67,777	67,833
Diluted weighted average shares	N/A	N/A	64,443	66,389	67,777	67,833
Summary of stock option compensation:						
Cost of services	\$ —	\$ —	\$ —	\$ —	\$ —	\$ 3,342
Cost of maintenance and subscriptions	—	—	—	—	—	505
Total cost of revenue	—	—	—	—	—	3,847
Sales and marketing	—	—	—	—	—	1,817
Research and development	—	—	—	—	—	2,341
General and administrative	—	—	—	—	—	19,533
Total operating expenses	—	—	—	—	—	23,691
Total stock option compensation	\$ —	\$ —	\$ —	\$ —	\$ —	\$ 27,538

(1) Includes stock option compensation as set forth in Summary of stock option compensation.

(2) Earnings per share not computed for this year because we were an S corporation until our recapitalization in October 1999 and therefore the information would not be meaningful.

(3) Certain amounts in the 1998, 1999 and 2000 financial statements have been reclassified to conform to the 2003 financial statement presentation. These reclassifications have no effect on previously reported net income (loss), shareholders’ equity or net income (loss) per share.

[Table of Contents](#)

December 31 (in thousands)	1999	2000	2001	2002	2003
Consolidated balance sheet data:					
Cash and cash equivalents	\$ 4,558	\$ 1,707	\$ 8,744	\$ 18,703	\$ 6,708
Deferred tax asset	108,521	105,441	99,953	90,943	88,765
Working capital	(25,935)	(33,478)	(27,294)	(21,111)	(30,326)
Total assets	142,630	136,590	132,079	132,907	120,966
Deferred revenue	20,915	30,699	33,946	39,047	43,673
Long-term debt and capital lease obligations, excluding current portion	102,500	85,952	65,481	45,186	5,044
Total liabilities	148,473	137,410	113,742	99,400	61,108
Common stock	—	740	10,740	10,740	41,613
Total stockholders' (deficit) equity	\$ (5,843)	\$ (821)	\$ 18,337	\$ 33,507	\$ 59,858

Management's discussion and analysis of financial condition and results of operations

The following discussion and analysis of our financial condition and results of operations should be read in conjunction with "Selected financial data" and our consolidated financial statements and related notes thereto appearing elsewhere in this prospectus. This discussion contains forward-looking statements. These statements reflect our current view with respect to future events and financial performance and are subject to risks, uncertainties and assumptions, including those discussed in "Risk factors". Should one or more of these risks or uncertainties materialize, or should underlying assumptions prove incorrect, actual results might vary materially from those anticipated in the forward-looking statements.

Overview

We are the leading global provider of software and related services designed specifically for nonprofit organizations. Our products and services enable nonprofit organizations to increase donations, reduce fundraising costs, improve communications with constituents, manage their finances and optimize internal operations. We have focused solely on the nonprofit market since our incorporation in 1982 and have developed our suite of products and services based upon our extensive knowledge of the operating challenges facing nonprofit organizations. In 2003, we had over 12,500 customers, over 11,900 of which pay us annual maintenance and support fees. Our customers operate in multiple verticals within the nonprofit market including religion, education, foundations, health and human services, arts and cultural, public and societal benefits, environment and animal welfare, and international foreign affairs.

We derive revenue from licensing software products and providing a broad offering of services, including consulting, training, installation, implementation, and donor prospect research and modeling services, as well as ongoing customer support and maintenance. Consulting, training and implementation are generally not essential to the functionality of our software products and are sold separately. Accordingly, we recognize revenue from these services separately from license fees.

Critical accounting policies and estimates

Our discussion and analysis of financial condition and results of operations are based upon our consolidated financial statements, which have been prepared in accordance with accounting principles generally accepted in the United States. The preparation of these financial statements requires us to make estimates and assumptions that affect the reported amounts of assets and liabilities at the date of the financial statements, the reported amounts of revenue and expenses during the reporting period and related disclosures of contingent assets and liabilities. The most significant estimates and assumptions relate to our allowance for sales returns and doubtful accounts, impairment of long-lived assets and realization of deferred tax assets. We base our estimates on historical experience and on various other assumptions that we believe to be reasonable under the circumstances, the results of which form the basis for making judgments about the carrying values of assets and liabilities that are not readily apparent from other sources. On an ongoing basis, we reconsider and evaluate our estimates and assumptions. We are not aware of any circumstances in the past which have caused these estimates and assumptions to be materially wrong. Furthermore, we are not currently aware of any material changes in our business that might cause these assumptions or estimates to differ significantly. In our discussion below of deferred taxes, the most significant asset subject to

[Table of Contents](#)

such assumptions and estimates, we have described the sensitivity of these assumptions estimates to potential deviations in actual results. Actual results could differ from any of our estimates under different assumptions or conditions.

The notes to the consolidated financial statements contained herein describe our significant accounting policies used in the preparation of the consolidated financial statements. We believe the critical accounting policies listed below affect significant judgments and estimates used in the preparation of our consolidated financial statements.

Revenue recognition

We recognize revenue in accordance with the provisions of the American Institute of Certified Public Accountants Statement of Position, or SOP, 97-2, "Software Revenue Recognition", as amended by SOP 98-4 and SOP 98-9, as well as Technical Practice Aids issued from time to time by the American Institute of Certified Public Accountants, and in accordance with the SEC Staff Accounting Bulletin No. 101, "Revenue Recognition in Financial Statements".

We recognize revenue from the sale of software licenses when persuasive evidence of an arrangement exists, the product has been delivered, title and risk of loss have transferred to the customer, the fee is fixed or determinable and collection of the resulting receivable is probable. Delivery occurs when the product is delivered. In any sales transaction through a reseller, we ship the product directly to the end user and recognize revenue when the product is delivered. Inherent in our revenue recognition policy are estimates about the probability of collection of the resulting receivable. Historically, our actual results have not varied significantly from our estimates.

Sales returns and allowance for doubtful accounts

We provide customers a 30-day right of return and maintain a reserve for returns. We estimate the amount of this reserve based on historical experience. Provisions for sales returns are charged against the related revenue items.

We maintain an allowance for doubtful accounts at an amount we estimate to be sufficient to provide adequate protection against losses resulting from extending credit to our customers. In judging the adequacy of the allowance for doubtful accounts, we consider multiple factors including historical bad debt experience, the general economic environment, the need for specific customer reserves and the aging of our receivables. Any necessary provision is reflected in general and administrative expense. A considerable amount of judgment is required in assessing these factors and if any receivables were to deteriorate an additional provision for doubtful accounts could be required.

Valuation of long-lived and intangible assets and goodwill

We review identifiable intangible and other long-lived assets for impairment annually or sooner if events change or circumstances indicate the carrying amount may not be recoverable. Events or changes in circumstances that indicate the carrying amount may not be recoverable include, but are not limited to, a significant decrease in the market value of the business or asset acquired, a significant adverse change in the extent or manner in which the business or asset acquired is used or significant adverse change in the business climate. If such events or changes in circumstances are present, the undiscounted cash flow method is used to determine whether the asset is impaired. Cash flows would include the estimated terminal value of the asset and exclude any interest charges. To the extent that the carrying value of the asset exceeds the undiscounted cash flows over the estimated remaining life of the asset, the

[Table of Contents](#)

impairment is measured using discounted cash flows. The discount rate utilized would be based on our best estimate of the related risks and return at the time the impairment assessment is made. In accordance with Statement of Financial Accounting Standard, or SFAS, No. 142, "Goodwill and Other Intangible Assets", we test goodwill for impairment annually, or more frequently if events or changes in circumstances indicate that the asset might be impaired. The impairment test compares the fair value of the asset with its carrying amount. If the carrying amount of an intangible asset exceeds its fair value, an impairment loss shall be recognized in an amount equal to that excess, which could materially adversely impact our financial position and results of operations. All of our goodwill was associated with a single acquisition and was assigned to a single reporting unit.

Stock option compensation

We account for stock option compensation under the provisions of Accounting Principles Board Opinion, or APB, No. 25, "Accounting for Stock Issued to Employees". Under this pronouncement, there is generally no cost associated with options that are granted with an exercise price equal to or above the fair value per share of our common stock on the date of grant, as estimated by our board of directors. Because there has been no public market for our stock, our board of directors estimated fair value of our common stock by considering a number of factors, including our operating performance, significant events in our history, trends in the broad market for technology stocks and the expected valuation we would obtain in an initial public offering. Grants under two of our option plans, covering approximately 10.5 million shares, contain provisions that result in them being treated as variable awards under APB 25. The effect of this accounting is that an amount equal to the difference between the exercise price of the options and the estimated current fair value is charged to deferred compensation and amortized as an expense over the related vesting periods of the grants using the accelerated method outlined in Statement of Financial Interpretations, or FIN 28, "Accounting for Stock Appreciation Rights and Other Variable Stock Option or Awards Plans". Under variable award accounting, the affected option grants continue to be marked to market until such time as the amount of related compensation is deemed fixed. As such, options for approximately 4.9 million shares would no longer be accounted for as variable awards upon the occurrence of an initial public offering. The option for the remaining 5.6 million shares, which is held by our Chief Executive Officer, will continue to be accounted for as a variable award until the grant is fully exercised. The impact on our operating results of accounting for stock option compensation was as follows:

Year ended December 31, (in thousands)	2001	2002	2003
Net income (loss) as reported	\$8,906	\$15,640	\$ (478)
Total stock option compensation	—	—	27,538
Deferred tax benefit associated with stock option compensation	—	—	(7,683)
Net income before the effect of stock option compensation	\$8,906	\$15,640	\$19,377

We have separately disclosed stock option compensation throughout this discussion and in our financial statements and we have shown a reconciliation of stock option compensation as it relates to sales and marketing, research and development, and general and administrative expenses on the statement of operations because in managing our operations we believe such

[Table of Contents](#)

costs significantly affect our ability to better understand and manage other operating expenses and cash needs.

We have also disclosed in note 1 of the Notes to consolidated financial statements the pro forma effects of accounting for our stock option compensation in accordance with SFAS No. 123, "Accounting for Stock Based Compensation".

Deferred taxes

Significant judgment is required in determining our income taxes in each of the jurisdictions in which we operate. This process involves estimating our actual current tax exposure together with assessing temporary differences resulting from differing treatment of items, such as deferred revenue, for tax and accounting purposes. These differences result in a net deferred tax asset, which is included on our consolidated balance sheet. The final tax outcome of these matters might be different than that which is reflected in our historical income tax provisions, benefits and accruals. Any difference could have a material effect on our income tax provision and net income in the period in which such a determination is made.

Prior to October 13, 1999, we were organized as an S corporation under the Internal Revenue Code and, therefore, were not subject to federal income taxes. We historically made distributions to our shareholders to cover the shareholders' anticipated tax liability. In connection with the recapitalization agreement, we converted our U.S. taxable status from an S corporation to a C corporation. Accordingly, since October 14, 1999 we have been subject to federal and state income taxes. Upon the conversion and in connection with the recapitalization, we recorded a one-time benefit of \$107.0 million to establish a deferred tax asset as a result of the recapitalization agreement.

We must assess the likelihood that the net deferred tax asset will be recovered from future taxable income and to the extent we believe that recovery is not likely, we must establish a valuation allowance. To the extent we establish a valuation allowance, we must include an expense within the tax provision in the statement of operations. We have not recorded a valuation allowance as of December 31, 2003, because we expect to be able to utilize all of our net deferred tax asset. The ability to utilize our net deferred tax asset is solely dependent on our ability to generate future taxable income. Based on current estimates of revenue and expenses, we expect future taxable income will be more than sufficient to recover the annual amount of tax amortization permitted. Even if actual results are significantly below our current estimates, the recovery still remains likely and no valuation allowance would be necessary.

Contingencies

We are subject to the possibility of various loss contingencies in the normal course of business. We accrue for loss contingencies when a loss is estimable and probable.

Acquisitions

In July 2002, we acquired substantially all of the assets of AppealMaster Ltd., a software company located in the United Kingdom, for \$500,000 and additional contingent payments based on future performance, which have been recorded as additional purchase price. This purchase price has been allocated to the assets acquired and liabilities assumed based upon their estimated fair values at the date of acquisition. The excess consideration above the fair value of net assets acquired of approximately \$852,000 was recorded as goodwill in July 2002. As a result of payments of contingent consideration of approximately \$431,000 in 2003 and an

[Table of Contents](#)

increase of approximately \$103,000 resulting from foreign currency translation in 2003, the balance of goodwill at December 31, 2003 was approximately \$1,386,000. In addition, in 2002 we paid approximately \$62,000 to the previous controlling shareholder for consulting services and recorded this amount as an expense.

During the three year period ended December 31, 2003 we made other acquisitions that were not significant. These acquisitions were accounted for under the purchase method of accounting and the results of operations of the acquirees have been included in the consolidated statement of operations since the acquisition dates.

Results of operations

The following table sets forth our statements of operations data expressed as a percentage of total revenue for the periods indicated.

Consolidated statements of operations, percent of total revenue

Year ended December 31,	2001	2002	2003
Revenue			
License fees	21.4%	19.5%	18.1%
Services	20.9	25.4	28.8
Maintenance and subscriptions	52.2	50.2	49.4
Other revenue	5.5	4.9	3.7
Total revenue	100.0%	100.0%	100.0%
Cost of revenue			
Cost of license fees	1.9	2.4	2.4
Cost of services	11.4	13.5	17.8
Cost of maintenance and subscriptions	13.0	10.1	10.0
Cost of other revenue	3.1	3.4	3.1
Total cost of revenue	29.4	29.4	33.3
Gross profit			
Sales and marketing	16.9	18.2	18.5
Research and development	16.4	13.7	13.1
General and administrative	10.0	10.1	9.4
Amortization	2.5	1.0	0.7
Stock option compensation	—	—	20.1
Total operating expenses	45.8	43.0	61.8
Income from operations			
Interest income	0.1	0.1	0.1
Interest expense	(8.9)	(4.2)	(2.2)
Other (expense) income, net	(0.1)	0.1	0.2
Income before provision for income taxes			
Income tax provision	6.1	8.7	3.3
Net income (loss)	9.8%	14.9%	(0.3)%

Comparison of years ended December 31, 2001, 2002 and 2003**Revenue**

Total revenue increased by \$15.2 million, or 16.9%, from \$90.0 million in 2001 to \$105.2 million in 2002, and by \$12.9 million, or 12.3%, in 2003 to \$118.1 million. The increase in 2002 was attributable to increases in sales of services to our customer base and license fees arising from the sale of software to new and existing customers. These product sales also drove increases in maintenance revenues. The increase in 2003 was primarily due to further growth in services and continued growth in maintenance and subscriptions. No single customer accounted for more than 2.0% of our total revenue during 2001, 2002 or 2003.

License Fees

Revenue from license fees is derived from the sale of our software products, typically under a perpetual license agreement. Revenue from license fees increased by \$1.3 million, or 6.7%,

[Table of Contents](#)

from \$19.3 million in 2001 to \$20.6 million in 2002. These amounts represented 21.4% and 19.5% of total revenue for 2001 and 2002, respectively. Revenue from license fees increased by \$0.7 million, or 3.4%, from \$20.6 million in 2002 to \$21.3 million in 2003. This amount represented 18.0% of total revenue in 2003. The increase in license fees in 2002 was attributable to product sales to new customers and to our installed customer base representing \$0.7 million and \$0.6 million, respectively. In 2003, the increase of \$0.7 million in license fees was derived from product sales, in equal proportion, to both new customers and to the installed customer base. The prices charged for our license fees have remained constant over the last three years.

Services

Revenue for services includes fees received from customers for consulting, installation, implementation, donor prospect research and data modeling services and customer training. Revenue from services increased by \$7.9 million, or 42.0%, from \$18.8 million in 2001 to \$26.7 million in 2002. These amounts represented 20.9% and 25.4% of total revenue for 2001 and 2002, respectively. Revenue from services increased by \$7.3 million, or 27.3%, from \$26.7 million in 2002 to \$34.0 million in 2003. This amount represented 28.8% of total revenue in 2003. The increase in services revenue in both years was due to an increase in sales of consulting, installation, implementation, donor prospect research and data modeling services and customer training. Sales to new customers increased 50% and 21% in 2002 and 2003, respectively, and sales to existing customers increased 28% and 22% in 2002 and 2003, respectively. The rates charged for our service offerings have remained relatively constant over this time period and, as such, the increases resulted from an increase in volume of services provided. Additionally, our ability to better penetrate larger nonprofit entities increased the demand for our service offerings, and contracts with these customers include a higher percentage of total revenue from services. Consulting, installation and implementation services might involve converting data from a customer's existing system, assistance in file setup and system configuration, and/or process re-engineering. These services accounted for \$7.9 million, \$11.9 million and \$17.5 million, in the years ended December 31, 2001, 2002 and 2003, respectively, representing 42.0%, 44.5% and 51.4% of total services revenue for those years. Donor prospect research and data modeling services involve the performance of assessments of customer donor (current and prospective) information, the end product of which enables the customer to more effectively target its fundraising activities. These assessments are performed using our proprietary analytical tools. These services accounted for \$0.6 million, \$2.2 million and \$3.6 million, in the years ended December 31, 2001, 2002 and 2003, respectively, and represented 3.2%, 8.2% and 10.6% of total services revenue for those years. Also contributing to this increase was customer training revenue of \$10.3 million, \$12.7 million and \$12.9 million in the years ended December 31, 2001, 2002 and 2003, respectively, representing 54.8%, 47.5% and 37.9% of total services revenue for those years.

Maintenance and subscriptions

Revenue from maintenance and subscriptions is predominantly comprised of annual fees derived from new maintenance contracts associated with new software licenses and annual renewals of existing maintenance contracts. These contracts provide customers updates, enhancements, upgrades to our software products and online, telephone and email support. Also included is revenue derived from our subscription-based services, principally hosted fundraising software solutions and certain data services. Maintenance and subscriptions revenue increased by \$5.8 million, or 12.3%, from \$47.0 million in 2001 to \$52.8 million in

[Table of Contents](#)

2002. These amounts represented 52.2% and 50.2% of our total revenue for 2001 and 2002, respectively. Maintenance and subscriptions revenue increased by \$5.6 million, or 10.6%, from \$52.8 million in 2002 to \$58.4 million in 2003. This amount represented 49.4% of our total revenue in 2003.

The increases are attributable to the sales of new software licenses and the addition of new offerings that can be sold as renewable subscriptions, slightly offset by non-renewed maintenance contracts. The 2002 maintenance and subscription revenue increase over 2001 of \$5.8 million is comprised of \$5.7 million from new maintenance contracts associated with new license agreements, \$1.2 million of incremental subscriptions, offset by \$1.1 million of maintenance contracts that were not renewed. Maintenance and subscription revenue growth in 2003 over 2002 of \$5.6 million is comprised of \$6.0 million from new maintenance contracts associated with new license agreements, \$0.6 million of additional subscription revenue, offset by \$1.0 million of maintenance contracts that were not renewed.

Other revenue

Other revenue includes revenue from the sale of business forms that are used in conjunction with our software products; travel and related expense reimbursements, primarily incurred during the performance of services at customer locations; user conferences; and the sale of computer-based training modules. Other revenue increased by \$0.2 million, or 4.1%, from \$4.9 million in 2001 to \$5.1 million in 2002. These amounts represented approximately 5.5% of total revenue for 2001 and 4.9% for 2002. Other revenue decreased by \$0.7 million, or 15.7%, from \$5.1 million in 2002 to \$4.4 million in 2003. This amount represented 3.7% of total revenue in 2003. This decrease was due to a decrease in sales of computer-based training modules that we are transitioning to web-based subscription offerings.

Cost of revenue

Cost of license fees

Cost of license fees includes third-party software royalties, variable reseller commissions and costs of shipping software products to our customers. Cost of license fees increased by \$0.8 million, or 47.0%, from \$1.7 million in 2001 to \$2.5 million in 2002. These amounts represented 9% and 12% of license fee revenue in 2001 and 2002, respectively. The cost of license fees increased by \$0.3 million, or 12.0%, from \$2.5 million in 2002 to \$2.8 million in 2003. This amount represented 13% of license fee revenue in 2003. In 2002, we decided to stop incorporating certain third-party software in our products. We had previously paid the royalty for that software and were recognizing it over the period over which we expected to incorporate the software. Therefore, we accelerated recognition of the remaining amount in 2002, which is why the 2002 increase was larger than the 2003 increase. The increase in 2003, and the remainder of the 2002 increase, was due to variable commissions paid to resellers of The Financial Edge.

Cost of services

Cost of services is primarily comprised of direct controllable costs, which include salary and benefits, third-party contractor expenses, data expenses and classroom rentals. Additionally, cost of services includes an allocation of facilities and depreciation expense, stock option compensation and other costs incurred in providing consulting, installation, implementation, donor prospect research and data modeling services and customer training. Cost of services

[Table of Contents](#)

increased by \$3.9 million, or 38.8%, from \$10.3 million in 2001 to \$14.2 million in 2002. These amounts represented 54.5% and 53.2% of our services revenue in 2001 and 2002, respectively. Cost of services increased by \$6.8 million, or 47.6%, from \$14.2 million in 2002 to \$21.0 million in 2003. This amount represented 61.8% of services revenue in 2003. The increase in both years was due to increased headcount associated with providing the services. The margin decrease in 2003 was attributable to \$3.3 million in stock option compensation.

Further analysis of cost of services is provided below; however the costs presented are before the inclusion of various allocable corporate costs and stock option compensation. For a tabular presentation of these costs, see note 14 of the Notes to consolidated financial statements beginning on page F-24.

Cost of revenue in providing consulting, installation and implementation services was \$5.0 million, \$6.6 million and \$8.8 million in the years ended December 31, 2001, 2002 and 2003, respectively, representing 63.5%, 55.5% and 50.6% of its related revenue for 2001, 2002 and 2003, respectively. The absolute dollars increased in both years as a result of increased headcount associated with providing the services; however, the margin increased as a result of operational efficiencies.

Cost of revenue in providing donor prospect research and data modeling services was \$0.4 million, \$0.9 million and \$1.8 million in the years ended December 31, 2001, 2002 and 2003, respectively, representing 66.2%, 40.9% and 51.1% of its related revenue for 2001, 2002 and 2003, respectively. The increase of \$0.5 million from 2001 to 2002 was primarily a result of increased headcount associated with this new service. The increase of \$0.9 million from 2002 to 2003 was due to data related expenses for our WealthPoint service launched in July 2003.

Cost of revenue in providing customer training and education was \$3.1 million, \$4.3 million and \$4.2 million in the year ended December 31, 2001, 2002 and 2003, respectively, representing 30.1%, 33.9% and 32.1% of its related revenue for 2001, 2002 and 2003, respectively. The increase of \$1.2 million from 2001 to 2002 was the result of increased headcount to provide training.

Cost of maintenance and subscriptions

Cost of maintenance and subscriptions is primarily comprised of salary and benefits, including non-cash stock-based compensation charges; third-party contractor expenses; data expenses; an allocation of our facilities and depreciation expenses; and other costs incurred in providing support and services to our customers. Cost of maintenance and subscriptions decreased by \$1.1 million, or 9.4%, from \$11.7 million in 2001 to \$10.6 million in 2002. These amounts represented 24.9% and 20.1% of maintenance and subscriptions revenue in 2001 and 2002, respectively. The decrease in absolute terms in 2002 resulted primarily from reduced customer support headcount achieved through efficiency initiatives. Cost of maintenance and subscriptions increased by \$1.2 million, or 11.3%, from \$10.6 million in 2002 to \$11.8 million in 2003. This amount represented 20.2% of maintenance and subscriptions revenue in 2003. The increase in costs and the related margin decrease in 2003 was primarily attributable to costs associated with our attempts to develop a patron management business.

Cost of other revenue

Cost of other revenue includes salaries and benefits, costs of business forms, reimbursable expenses relating to the performance of services at a customers location, and an allocation of facilities and depreciation expenses. Cost of other revenue increased by \$0.8 million, or 28.6%, from \$2.8 million in 2001 to \$3.6 million in 2002. These amounts represented 56% and 71% of

[Table of Contents](#)

other revenue in 2001 and 2002, respectively. This increase was primarily due to increases in reimbursable costs associated with the growth of our services business. Cost of other revenue increased by \$0.1 million, or 2.8%, from \$3.6 million in 2002 to \$3.7 million in 2003, representing 85% of our other revenue in 2003.

Operating expenses

Sales and marketing

Sales and marketing expenses include salaries and related human resource costs of our sales and marketing organizations, travel and entertainment expenses, sales commissions, advertising and marketing materials, public relations and an allocation of facilities and depreciation expenses. Sales and marketing costs increased by \$4.0 million, or 26.3%, from \$15.2 million in 2001 to \$19.2 million in 2002. These amounts represented 16.9% and 18.2% of our total revenue in 2001 and 2002, respectively. Sales and marketing costs increased by \$2.7 million, or 14.1%, from \$19.2 million in 2002 to \$21.9 million, excluding \$1.8 million of stock option compensation which is recorded as a separate item in total operating expenses, in 2003. This amount represented 18.5% of total revenue in 2003. The increases in 2002 and 2003 were principally comprised of increases in sales commissions of \$2.3 million and \$0.5 million, respectively, which are attributable to increased revenue from license fees and services, and to \$1.7 million and \$1.9 million, respectively, of costs resulting from increases in the number of people in our sales force.

Research and development

Research and development expenses include salaries and related human resource costs, third-party contractor expenses, software development tools, an allocation of facilities and depreciation expenses and other expenses in developing new products and upgrading and enhancing existing products. Research and development costs decreased from \$14.8 million to \$14.4 million in 2001 and 2002, respectively, representing 16.4% and 13.7% of our total revenue in 2001 and 2002, respectively. Research and development costs increased by \$1.1 million, or 7.6%, from \$14.4 million in 2002 to \$15.5 million, excluding \$2.3 million of stock option compensation which is recorded as a separate item in total operating expenses, in 2003. This amount represented 13.1% of total revenue in 2003. The \$1.1 million increase in 2003 resulted from \$0.8 million of salary and related human resources costs related to the next release of The Education Edge and \$0.3 million associated with transferring a portion of our development work offshore.

General and administrative

General and administrative expenses consist primarily of salaries and related human resource costs for general corporate functions, including finance, accounting, legal, human resources, facilities and corporate development; third-party professional fees; insurance; and other administrative expenses. General and administrative expenses increased by \$1.6 million, or 20.5%, from \$9.0 million in 2001 to \$10.6 million in 2002. These amounts represented 10.0% and 10.1% of total revenue in 2001 and 2002, respectively. General and administrative expenses increased by \$0.5 million, or 4.7%, from \$10.6 million in 2002 to \$11.1 million, excluding \$19.5 million of stock option compensation which is recorded as a separate item in total operating expenses, in 2003. This amount represented 9.4% of our total revenue in 2003. The increase in absolute dollars in 2002 resulted from establishing a corporate development function to investigate merger and acquisitions and research adjacent markets, partially offset by \$0.6 million of 401(k) forfeitures. The amount of forfeitures in 2003 was substantially less

[Table of Contents](#)

than in 2002. We expect general and administrative expenses to increase as a result of the costs of being a public company.

Amortization

Amortization decreased by \$1.2 million, or 54.6%, from \$2.2 million in 2001 to \$1.0 million in 2002. These amounts represented 2.5% and 1.0% of our total revenue in 2001 and 2002, respectively. Amortization decreased by \$0.2 million, or 20.0%, from \$1.0 million in 2002 to \$0.8 million in 2003. This amount represented less than 1% of our total revenue in 2003.

Stock option compensation

Stock option compensation represents the charge taken for the difference between the estimated fair value of our common stock and the exercise price of stock option grants to personnel in sales and marketing, research and development, and general and administrative. We have separately disclosed stock option compensation throughout this discussion and in our financial statements and we have shown a reconciliation of stock option compensation as it relates to sales and marketing, research and development, and general and administrative expenses on the statement of operations because in managing our operations we believe such costs significantly affect our ability to better understand and manage other operating expenses and cash needs. We are amortizing these amounts over the vesting periods of the applicable options using the accelerated method as prescribed in FIN 28. The increase from \$0 in 2001 and 2002 to \$23.7 million in 2003 was primarily due to the increase in the estimated fair value of our common stock.

Interest income

Interest income was approximately \$0.1 million in each of 2001, 2002 and 2003. A slight increase in 2002 was attributable to larger average cash balances throughout the year. A slight decrease in 2003 was due to the decrease in cash and cash equivalents during 2003 driven by the repayment of \$45.0 million in debt incurred in the October 1999 recapitalization.

Interest expense

Interest expense decreased by \$3.6 million, or 45.0%, from \$8.0 million in 2001 to \$4.4 million in 2002. These amounts represented 8.9% and 4.2% of our total revenue in 2001 and 2002, respectively. Interest expense decreased by \$1.8 million, or 40.9%, from \$4.4 million in 2002 to \$2.6 million in 2003. This amount represented 2.2% of our total revenue in 2003. The decreases in interest expense were directly related to repayment of debt.

Other (expense) income

Other (expense) income consists of foreign exchange gains or losses and miscellaneous non-operating income and expense items. Other (expense) income was (\$0.1) million, \$0.1 million and \$0.2 million in 2001, 2002 and 2003, respectively.

Income tax provision

We had an effective tax rate of 38.1%, 37.0% and 113.8% in 2001, 2002 and 2003, respectively. In 2003, the unusual rate was attributable primarily to permanent differences resulting from the portion of stock option compensation associated with incentive stock options. The effect on the 2003 effective rate was due to the stock option compensation charge taken in 2003 versus prior years. We expect that our effective tax rate will be less significantly impacted by these matters in the future.

[Table of Contents](#)
Quarterly results of operations (unaudited)

(in thousands, except per share data)	Quarter ended							
	March 31, 2002	June 30, 2002	Sept. 30, 2002	Dec. 31, 2002	March 31, 2003	June 30, 2003	Sept. 30, 2003	Dec. 31, 2003
Revenue								
License fees	\$ 5,105	\$ 6,177	\$ 4,622	\$ 4,669	\$ 4,504	\$ 5,671	\$ 5,252	\$ 5,912
Services	5,424	6,902	7,614	6,800	7,744	8,629	9,515	8,154
Maintenance and subscriptions	12,562	12,861	13,530	13,835	14,099	14,390	14,782	15,089
Other revenue	1,112	1,208	1,085	1,724	962	1,150	795	1,445
Total revenue	24,203	27,148	26,851	27,028	27,309	29,840	30,344	30,600
Cost of revenue								
Cost of license fees	519	722	628	677	567	890	653	709
Cost of services ⁽¹⁾	3,169	3,268	3,801	3,998	4,911	5,181	5,255	5,659
Cost of maintenance and subscriptions ⁽¹⁾	2,693	2,676	2,618	2,600	2,835	2,972	3,225	2,806
Cost of other revenue	539	814	852	1,407	805	908	843	1,155
Total cost of revenue	6,920	7,480	7,899	8,682	9,118	9,951	9,976	10,329
Gross profit	17,283	19,668	18,952	18,346	18,191	19,889	20,368	20,271
Sales and marketing	4,213	4,644	4,887	5,430	5,062	5,475	5,454	5,892
Research and development	3,614	3,659	3,635	3,477	3,620	3,585	4,302	4,010
General and administrative	2,269	2,539	2,999	2,823	2,823	2,529	2,690	3,043
Amortization	560	389	48	48	48	85	667	47
Stock option compensation	—	—	—	—	5,446	5,768	6,111	6,365
Total operating expenses	10,656	11,231	11,569	11,778	16,999	17,442	19,224	19,358
Income from operations	6,627	8,437	7,383	6,568	1,192	2,447	1,144	913
Interest income	22	27	45	44	26	22	22	27
Interest expense	(1,106)	(1,026)	(968)	(1,310)	(863)	(759)	(594)	(344)
Other income (expense), net	—	—	—	63	15	84	(198)	334
Income before provision for income taxes	5,544	7,438	6,460	5,364	370	1,794	374	931
Income tax provision	2,065	2,750	2,360	1,991	421	2,040	426	1,061
Net income (loss)	\$ 3,479	\$ 4,688	\$ 4,100	\$ 3,373	\$ (51)	\$ (246)	\$ (52)	\$ (129)
Earnings (loss) per share								
Basic	\$ 0.05	\$ 0.07	\$ 0.06	\$ 0.05	\$ (0.00)	\$ (0.00)	\$ (0.00)	\$ (0.01)
Diluted	\$ 0.05	\$ 0.07	\$ 0.06	\$ 0.05	\$ (0.00)	\$ (0.00)	\$ (0.00)	\$ (0.01)
Common shares and equivalents outstanding								
Basic weighted average shares	67,777	67,777	67,777	67,777	67,777	67,846	67,854	67,854
Diluted weighted average shares	67,777	67,777	67,777	67,777	67,777	67,846	67,854	67,854
Summary of stock option compensation:								
Cost of services	\$ —	\$ —	\$ —	\$ —	\$ 622	\$ 777	\$ 892	\$ 1,051
Cost of maintenance and subscriptions	—	—	—	—	93	116	136	160
Total cost of revenue	—	—	—	—	715	893	1,028	1,211
Sales and marketing	—	—	—	—	336	375	490	616
Research and development	—	—	—	—	456	560	623	702
General and administrative	—	—	—	—	4,654	4,833	4,998	5,048
Total operating expenses	—	—	—	—	5,446	5,768	6,111	6,366
Total stock option compensation	\$ —	\$ —	\$ —	\$ —	\$ 6,161	\$ 6,661	\$ 7,139	\$ 7,577

(1) Includes stock option compensation set forth in Summary of stock option compensation.

[Table of Contents](#)

Quarterly results of operations (unaudited)

	Quarter ended							
	March 31, 2002	June 30, 2002	Sept. 30, 2002	Dec. 31, 2002	March 31, 2003	June 30, 2003	Sept. 30, 2003	Dec. 31, 2003
Revenue								
License fees	21.1%	22.8%	17.2%	17.3%	16.5%	19.0%	17.3%	19.3%
Services	22.4	25.4	28.4	25.2	28.4	28.9	31.4	26.6
Maintenance and subscriptions	51.9	47.4	50.4	51.2	51.6	48.2	48.7	49.3
Other revenue	4.6	4.4	4.0	6.4	3.5	3.9	2.6	4.7
Total revenue	100.0	100.0	100.0	100.0	100.0	100.0	100.0	100.0
Cost of revenue								
Cost of license fees	2.1	2.7	2.3	2.5	2.1	3.0	2.2	2.3
Cost of services	13.5	12.4	14.2	15.7	18.0	17.4	17.3	18.5
Cost of maintenance and subscriptions	10.5	9.4	9.5	9.4	10.4	10.0	10.6	9.2
Cost of other revenue	2.2	3.0	3.1	5.3	3.0	3.0	2.8	3.8
Total cost of revenue	28.4	27.4	29.2	32.9	33.4	33.3	32.9	33.8
Gross profit	71.6	72.6	70.8	67.1	66.6	66.7	67.1	66.2
Sales and marketing	17.7	17.3	18.6	19.6	18.5	18.3	18.0	19.3
Research and development	14.8	13.4	13.6	12.7	13.3	12.0	14.2	13.1
General and administrative	9.2	9.3	11.3	10.2	9.0	8.5	8.9	11.1
Amortization	2.3	1.4	0.2	0.2	0.2	0.3	2.2	0.2
Stock option compensation	—	—	—	—	19.9	19.3	20.1	20.8
Total operating expenses	44.1	41.5	43.6	42.7	60.9	58.5	63.4	64.4
Income from operations	27.6	31.1	27.2	24.4	5.7	8.2	3.8	1.8
Interest income	0.1	0.1	0.2	0.2	0.1	0.1	0.1	0.1
Interest expense	(4.6)	(3.8)	(3.6)	(4.9)	(3.2)	(2.5)	(2.0)	(1.1)
Other income (expense), net	—	—	—	0.2	0.1	0.3	(0.7)	1.1
Income before provision for income taxes	23.1	27.4	23.8	19.9	2.7	6.0	1.2	1.9
Income tax provision	8.5	10.1	8.8	7.4	3.1	6.8	1.4	2.1
Net income (loss)	14.6%	17.3%	15.0%	12.6%	(0.4)%	(0.8)%	(0.2)%	(0.3)%

Liquidity and capital resources

At December 31, 2003, cash and cash equivalents totaled \$6.7 million, reflecting a decrease of \$12.0 million from a balance of \$18.7 million at December 31, 2002. The decrease in cash and cash equivalents during 2003 was primarily the result of repayment of \$45.0 million in debt incurred in connection with our October 1999 recapitalization. As of December 31, 2003, \$5.0 million of that debt remained outstanding. We repaid that amount in March 2004.

Our principal source of liquidity is our operating cash flow, which depends on continued customer renewal of our maintenance and support agreements and market acceptance of our products and services. The credit agreement we entered into in connection with our recapitalization in October 1999 includes a \$15.0 million revolving credit facility that expires in September 2005. This facility bears interest at a variable rate based on the prime rate, federal funds rate or a eurodollar market rate, plus a margin of between 1.25% and 3.25% based on our consolidated leverage ratio. Amounts outstanding under this facility are secured by a lien on our assets and the facility is subject to standard covenants, which we were in compliance with as of December 31, 2003. As of that date, there were no amounts outstanding under this facility. Based on current estimates of revenue and expenses, we believe that the currently

[Table of Contents](#)

available sources of funds and anticipated cash flows from operations will be adequate to finance our operations and anticipated capital expenditures for at least the next 12 months.

Operating cash flow

Net cash provided by operating activities increased \$8.9 million during the year ended December 31, 2001 from the year ended December 31, 2000. We benefited from an increase of \$3.3 million in amounts received from customers that cannot yet be recognized as revenue and a \$4.5 million increase in amounts received from customers due to increased collection efforts. This was offset by a \$1.9 million decrease in trade accounts payable, accrued expenses and other liabilities due to timing of payments to our vendors.

Net cash provided by operating activities increased \$7.5 million during the year ended December 31, 2002 from the year ended December 31, 2001. Contributing to this increase was \$4.8 million from an increase in deferred revenue that arose from sales of services that have not yet been delivered and amounts principally associated with new maintenance agreements. These were partially offset by decreases in amounts received from customers. Also offsetting cash provided by operating activities was an increase to prepaid expenses and other assets resulting from an increase in prepaid commissions related to sales of products and services not yet recognized as revenue.

Net cash provided by operating activities increased \$4.1 million during the year ended December 31, 2003 from the year ended December 31, 2002 due to an increase in working capital. Contributing to the increase in working capital was an increase in deferred revenue of \$4.4 million that arose from the sale of services that have not yet been delivered and also amounts principally associated with new maintenance agreements, partially offset by increases in accounts receivable and prepaid and other assets.

Investing cash flow

Net cash used in investing activities for the year ended December 31, 2001 was \$3.0 million. This included \$2.5 million for the purchase of property and equipment and \$0.5 million paid in connection with an acquisition.

Net cash used in investing activities for the year ended December 31, 2002 was \$2.0 million. This included \$1.5 million for the purchase of property and equipment and \$0.5 million paid in connection with the acquisition of AppealMaster Ltd.

Net cash used in investing activities for the year ended December 31, 2003 was \$3.7 million. This included \$2.7 million for the purchase of property and equipment, \$0.4 million in contingent payments related to the acquisition of AppealMaster in 2002, and other acquisition-related costs.

Financing cash flow

Net cash used in financing activities for the year ended December 31, 2001 was \$15.0 million. We made payments of \$24.5 million on our term loan and \$0.5 million on capital leases. Partially offsetting these payments were proceeds from the sale of common stock of \$10.0 million.

Net cash used in financing activities for the year ended December 31, 2002 was \$20.5 million. We made payments of \$19.7 million on our term loan and \$0.8 million on capital leases.

Net cash used in financing activities for the year ended December 31, 2003 was \$45.1 million, which primarily consisted of principal payments made on our term loan. In addition, we paid

[Table of Contents](#)

\$0.3 million on capital leases relating to furniture and equipment. Partially offsetting these payments was \$0.2 million we received as proceeds from the issuance of common stock associated with the exercise of stock options.

Commitments and contingencies

As of December 31, 2003, we had \$5.0 million of outstanding long-term debt under the term loan related to our October 1999 recapitalization and were in compliance with all of the covenants of the related debt agreement. We expect to retire this debt prior to effectiveness of this offering.

At December 31, 2003 we had future minimum lease commitments of \$25.2 million. These commitments have been reduced by the future minimum sublease commitments under various sublease agreements extending through 2007. The future minimum lease commitments are as follows (amounts in thousands):

	Payments due by period						Totals
	2004	2005	2006	2007	2008	Thereafter	
Operating leases	\$4,105	\$4,282	\$4,373	\$4,385	\$4,779	\$ 7,930	\$29,854
Capital leases	153	44	—	—	—	—	197

In addition, we have a commitment of \$200,000 payable annually through 2009 for certain naming rights with an entity owned by a minority shareholder of ours. We incurred expense under this agreement of \$200,000 per year for each of the three years ended December 31, 2001, 2002 and 2003.

New accounting pronouncement

In January 2002, the Emerging Issues Task Force of the FASB, or EITF, reached a consensus on EITF Issue 01-14, "Income Statement Characterization of Reimbursements Received for "Out-of-Pocket" Expenses Incurred", which requires that reimbursements received for out-of-pocket expenses incurred be characterized as revenue in the income statement. We adopted EITF 01-14 effective January 1, 2002 and have made the appropriate reclassifications as required by EITF 01-14. Income resulting from reimbursable expenses is included in other revenues and the associated expenses are included in other cost of sales on the face of the income statement.

In July 2002, the FASB issued SFAS No. 146, "Accounting for Costs Associated with Exit or Disposal Activities", which is effective for exit or disposal activities that are initiated after December 31, 2002. We adopted SFAS No. 146 during fiscal year 2003. SFAS No. 146 nullifies EITF Issue No. 94-3, "Liability Recognition for Certain Employee Termination Benefits and Other Costs to Exit an Activity (including Certain Costs Incurred in a Restructuring)", and requires that a liability for costs associated with an exit or disposal activity be recognized as incurred. The impact of SFAS No. 146 will be dependent upon decisions made by us in the future and has had no impact on us to date.

In January 2003, we adopted FIN 45, "Guarantor's Accounting and Disclosure Requirements for Guarantees, Including Indirect Guarantees of Indebtedness of Others, an Interpretation of FASB Statements No. 5, 57, and 107 and Rescission of FASB Interpretation No. 34". The interpretation requires that upon issuance of a guarantee, the entity must recognize a liability for the fair value of the obligation it assumes under that guarantee. The initial recognition and measurement provisions of FIN No. 45 are effective for guarantees issued or modified after

[Table of Contents](#)

December 31, 2002. The adoption of this interpretation has not had a material impact on our consolidated financial position, consolidated results of operations, or liquidity.

In January 2003, the FASB issued FIN 46, "Consolidation of Variable Interest Entities." This statement was subsequently amended under the provisions of FIN 46-R, which is effective for public entities no later than the end of the first reporting period ending after March 15, 2004. This interpretation clarifies the application of Accounting Research Bulletin No. 51, "Consolidated Financial Statements", to certain entities in which equity investors do not have the characteristics of a controlling financial interest or do not have sufficient equity at risk for the entity to finance its activities without additional subordinated financial support from other parties. FIN 46 applies immediately to variable interest entities created after January 31, 2003, and to variable interest entities in which an enterprise obtains an interest after that date. The adoption of this interpretation has not had a material impact on our consolidated financial position, consolidated results of operations, or liquidity.

In May 2003, the FASB issued SFAS No. 150, "Accounting for Certain Financial Instruments with Characteristics of Liabilities and Equity." This statement establishes standards for how an issuer classifies and measures certain financial instruments with characteristics of both liabilities and equity. It requires that an issuer classify a financial instrument that is within its scope as a liability. Many of those instruments were previously classified as equity. Most of the guidance in SFAS No. 150 is effective for all financial instruments entered into or modified after May 31, 2003. The adoption of SFAS No. 150 has not had a material impact on our financial position.

Qualitative and quantitative disclosure about market risk

Due to the nature of our short-term investments and our lack of material debt, we have concluded that we face no material market risk exposure. Therefore, no quantitative tabular disclosures are required.

Foreign currency exchange rates

Approximately 5.7% and 9.1% of our total net revenue for the years ended December 31, 2002 and 2003, respectively, was derived from our operations outside the United States. We do not have significant operations in countries in which the economy is considered to be highly inflationary. Our financial statements are denominated in U.S. dollars and, accordingly, changes in the exchange rate between foreign currencies and the U.S. dollar will affect the translation of our subsidiaries' financial results into U.S. dollars for purposes of reporting our consolidated financial results. Accumulated currency translation adjustments recorded as a separate component of shareholders' equity were (\$0.2) and \$0.3 million at December 31, 2002 and 2003, respectively.

The vast majority of our contracts are entered into by our U.S. or U.K. entities. The contracts entered into by the U.S. entity are almost always denominated in U.S. dollars and contracts entered into by our U.K. subsidiary are generally denominated in pounds sterling. In recent years, the U.S. dollar has weakened against many non-U.S. currencies, including the British pound. During this period, our revenues generated in the United Kingdom have increased. Though we do not believe our increased exposure to currency exchange rates have had a material impact on our results of operations or financial position, we intended to continue to monitor such exposure and take action as appropriate.

Business

Overview

We are the leading global provider of software and related services designed specifically for nonprofit organizations. Our products and services enable nonprofit organizations to increase donations, reduce fundraising costs, improve communications with constituents, manage their finances and optimize internal operations. We have focused solely on the nonprofit market since our incorporation in 1982, and have developed our suite of products and services based upon our extensive knowledge of the operating challenges facing nonprofit organizations. In 2003, we had over 12,500 customers, over 11,900 of which pay us annual maintenance and support fees. Our customers operate in multiple verticals within the nonprofit market including religion, education, foundations, health and human services, arts and cultural, public and societal benefits, environment and animal welfare, and international and foreign affairs.

Industry background

The nonprofit industry is large and growing

Nonprofit organizations are a large part of the U.S. economy, employing one out of every ten Americans. There were greater than 1.4 million registered U.S. nonprofit organizations in 2002, according to data from the Internal Revenue Service. In addition, there are greater than 1.5 million nonprofit organizations outside the United States. Donations to nonprofit organizations in the United States were \$241 billion in 2002, having increased almost every year since 1962, with a compound annual growth rate over that period of 7.8%, according to Giving USA. In addition, these organizations received fees of approximately \$600 billion in the twelve months prior to December 2003 for services they provided. Worldwide, nonprofit organizations employ more than 19 million people and account for \$1.1 trillion in total annual expenditures, according to the Johns Hopkins Comparative Nonprofit Sector Project.

Traditional methods of fundraising are costly and inefficient

Many nonprofit organizations manage fundraising programs using manual methods or stand-alone software applications not specifically designed to meet the needs of nonprofit organizations. These fundraising methods are often costly and inefficient, largely because of the difficulties in effectively collecting, sharing and using information to maximize donations and minimize related costs. Some nonprofit organizations have developed proprietary software, but doing so can be expensive, requiring these organizations to hire technical personnel for development, implementation and maintenance functions. General purpose software and Internet applications typically offer stand-alone solutions with limited functionality that might not efficiently integrate multiple databases.

Fundraising and related administrative costs are significant. Based on our market research, an average \$0.24 of each dollar donated is used by nonprofit organizations for their direct fundraising expenses alone. These expenses do not include additional administrative expenses associated with fundraising. Moreover, according to a recent Harvard Business Review article entitled, "The Nonprofit Sector's \$100 Billion Opportunity," McKinsey & Company estimates that improvements in the efficiency of delivery of their services could result in savings to the nonprofit sector in excess of \$55 billion annually.

The nonprofit industry faces particular operational challenges

Nonprofit organizations face distinct operational challenges. For example, nonprofit organizations generally must efficiently:

- solicit small cash contributions from numerous contributors to fund operations;
- manage complex relationships with the large numbers of constituents that support their organizations;
- comply with complex accounting, tax and reporting issues that differ from traditional businesses;
- solicit cash and in-kind contributions from businesses to help raise money or deliver products or services;
- provide a wide array of programs and services to individual constituents; and
- improve the data collection and sharing capabilities of their employees, volunteers and donors by creating and providing distributed access to centralized databases.

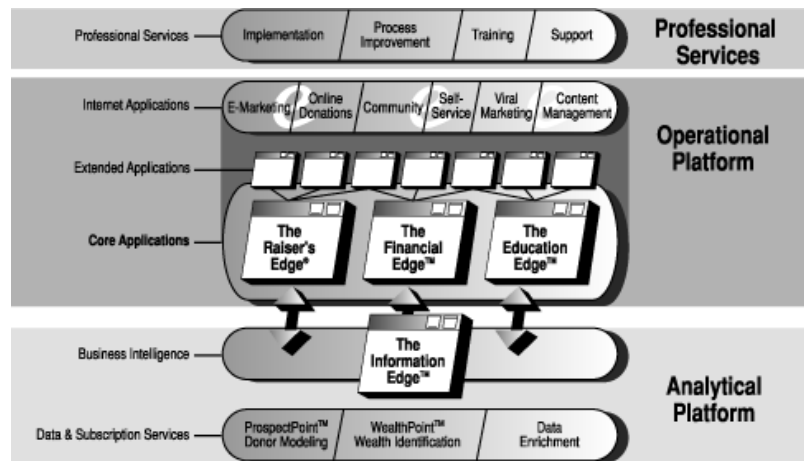
Because of these challenges, we believe nonprofit organizations can benefit from software applications specifically designed to serve their particular needs.

The Blackbaud solution

Our suite of products and services addresses the fundraising costs and operational challenges facing nonprofit organizations by providing them with software tools and services that help them increase donations, reduce the overall cost of managing their business and the fundraising process and improve communications with their constituents. We provide an operational platform through our three core software applications: The Raiser's Edge, The Financial Edge and The Education Edge. In addition, we offer 34 extended applications providing distinct, add-on functionality tailored to meet the specific needs of our diverse customer base. To complement our operational platform, we offer a suite of analytical tools and related services that enable nonprofit organizations to extract, aggregate and analyze vast quantities of data to help them make better-informed operational decisions. We also help our customers increase the return on their technology investment by providing a broad array of complementary professional services, including implementation, business process improvement, education services, as well as maintenance and technical support.

[Table of Contents](#)

Our solution is illustrated as follows:



Nonprofit organizations use our products and services to increase donations

Approximately 10,500 of our active customers currently subscribe to our annual maintenance and support for The Raiser's Edge. In 2002, these customers raised an aggregate of more than \$26 billion in contributions. These customers use The Raiser's Edge to help them with their fundraising and donor management efforts. The complexity of managing constituent relationships and nonprofits' reliance on charitable contributions make managing the fundraising process the critical business function for nonprofits. The Raiser's Edge allows nonprofit organizations to establish, maintain and develop their relationships with current and prospective donors. Our fundraising products and services enable nonprofit organizations to use a centralized database, as well as the Internet and an array of analytical tools to facilitate and expand their fundraising efforts. We believe our products and services help nonprofit organizations increase donations by enabling them to:

- facilitate the management of complex personal relationships with constituents;
- enable the solicitation of large numbers of potential donors using automated and efficient methods;
- deliver personalized messages that help inform and drive constituent action;
- provide an easy-to-use system that allows the sharing and use of critical fundraising information;
- allow organizations to receive online donations through our NetSolutions product, which integrates with an organization's website;
- utilize our Internet-based offerings and tools to support online volunteer and events management; and
- simplify and automate business processes to allow nonprofits to more effectively pursue their missions.

[Table of Contents](#)

In addition, our array of predictive donor modeling and wealth identification products and services, including ProspectPoint and WealthPoint, integrate important third-party data, including financial, geographic and demographic information, together with sophisticated analytical techniques to assist nonprofits in their efforts to more effectively identify and target willing and able donors. The result is that organizations are able to lower fundraising costs while at the same time increase donations.

We help nonprofit organizations operate more effectively and efficiently

Our products and services combine a comprehensive suite of software and analytical tools with a centralized database to help employees more effectively and efficiently manage the key aspects of their nonprofit organization's operations. Our products automate nonprofit business processes to create efficiencies for our customers, which helps to reduce the overall costs of operating their organizations. For example, The Raiser's Edge and our other core products automate data collection processes, which eliminates cumbersome and inaccurate manual processes. In addition, nonprofits use The Financial Edge, which integrates with The Raiser's Edge, to eliminate duplicate entry of gift data and streamline processes for posting the results of fundraising activities to the organization's general ledger. Nonprofit constituents can use The Financial Edge to view information in a single, integrated dashboard view that illustrates key performance metrics and detailed information on specific campaigns, funds and programs. These efficient communications are often critical to a nonprofit's ability to effectively strengthen relationships with important supporters, while making effective use of valuable internal resources.

We provide solutions that address many of the technological and business process needs of our customers, including:

- donor relationship management;
- financial management and reporting;
- cost accounting information for projects and grants;
- integration of financial data and donor information under a centralized system;
- student information systems designed for the K-12 market;
- data analysis and reporting tools and services;
- management of complex volunteer networks; and
- results tracking for multiple campaigns.

Our strategy

Our objective is to maintain and leverage our position as a leading provider of software and related services designed specifically for nonprofit organizations. Key elements of our strategy to achieve this objective are to:

Grow our customer base

We intend to expand our industry-leading customer base and enhance our market position. While we have established a strong presence in the nonprofit industry, we believe that the fragmented nature of the industry presents an opportunity for us to continue to increase our market penetration. We plan to achieve this objective by leveraging our experience in the nonprofit sector, our existing customer base and our strong brand recognition. We also intend to expand our overall sales efforts, especially national accounts, enterprise-focused sales teams and third-party sales channels.

Maintain and expand existing customer relationships

We have historically had success selling maintenance renewal and additional products and services to existing customers. In each of the past three years, an average of over 94% of our customers have renewed their maintenance and support plans for our products. We plan to continue to capitalize on our existing customer base by increasing both the number of our products and services they use and the frequency with which they use them. As part of this strategy, we have established a dedicated sales team to focus exclusively on selling products and services to our existing customers.

Introduce additional products and services

We intend to leverage our expertise and experience in developing leading products for the nonprofit industry to introduce additional products and related services, to continue to build stronger relationships with existing customers and to attract new customer relationships. We believe that our existing proprietary software and services can form the foundation for an even wider range of products and services for nonprofit organizations. Our current product offerings share approximately one-third of our proprietary code, and we anticipate that future product offerings will also share this backbone. We believe that this shared code allows us to more cost efficiently expedite the development and rollout of new products.

Leverage the Internet as a means of additional growth

We intend to continue to enhance our existing products and develop new products and services to allow our customers to more fully utilize the Internet to effectively achieve their missions. Although online fundraising composed less than 1% of all charitable contributions in 2002, we believe online donations will continue to grow as a percentage of total contributions and that nonprofits will continue to benefit from the trend of increased online donations. As such, we have web-enabled our core applications and currently offer a variety of Internet applications and consulting services that allow nonprofit organizations to utilize our fundraising, accounting and administration products to leverage the Internet for online fundraising, e-marketing, alumni and membership directories, newsletters, event management and volunteer coordination. For example, through the end of 2003, we had sold our NetSolutions product, which is our online fundraising application, to over 850 customers.

Expand international presence

We believe that the United Kingdom, Canada and Australia as well as other international markets represent growing market opportunities. We currently have international offices in Glasgow, Scotland, Toronto, Canada and Sydney, Australia. We believe the overall market of international nonprofit organizations is changing as donations to nonprofit organizations are increasing in response to reductions in governmental funding of certain activities and expansion of U.S.-based nonprofit organizations into international locations. We believe these markets are currently underserved, and we intend to increase our presence in international markets by expanding our sales and marketing efforts, leveraging our installed base of customers to sell complementary products and services and continuing to offer and develop new products tailored to these international markets.

Pursue strategic acquisitions and alliances

We intend to continue to selectively pursue acquisitions and alliances in the future with companies that provide us with complementary technology, customers, personnel with significant relevant experience, increase access to additional geographic and specific vertical markets. We have completed three acquisitions in the past three years and are currently involved in a number of strategic relationships. We believe that our size and our history of leadership in the nonprofit sector make us an attractive acquirer or partner for others in the industry.

Products and services

We license software and provide various services to our customers. We generate revenue in six reportable segments, as described in more detail in note 14 of the Notes to our consolidated financial statements. These revenue segments are license fees and maintenance and subscription fees for our software products, consulting services, education services, analytic services, and other. In 2001, 2002 and 2003, revenue from the sale of The Raiser's Edge and related services represented approximately 71%, 71% and 70%, respectively, of our total revenue.

Software products

The Raiser's Edge

The Raiser's Edge is the leading software application specifically designed to manage a nonprofit organization's fundraising activity. The Raiser's Edge enables nonprofit organizations to communicate with their constituents, manage fundraising activities, expand their development efforts and make better-informed decisions through its powerful segmentation, analysis, and reporting capabilities. We released version 7.6 of The Raiser's Edge in August 2003. The functionality included in our current version of The Raiser's Edge is the result of over 20 years of improvement incorporating the suggestions of our customers and innovations in technology. The Raiser's Edge provides a comprehensive dashboard view that shows users important performance indicators for campaigns, appeals, funds, events, proposals, and membership drives. The Raiser's Edge is highly customizable allowing a nonprofit organization to create numerous custom views of constituent records and automate a variety of business processes. The Raiser's Edge contains a robust data management and storage system to help fundraisers use their data more effectively. Among other things, The Raiser's Edge allows an organization to access extensive biographical and demographic information about donors and prospects, process gifts, monitor solicitation activity, analyze data and publish reports. The Raiser's Edge improves the efficiency and effectiveness of a nonprofit organization by reducing overall mailing costs, offering faster data entry and gift processing, supporting major donor cultivation, using the Internet to send email appeals and accept online donations, and providing instant access to better information. The Raiser's Edge also integrates with Microsoft® Office® to enable users to take advantage of additional functionality.

[Table of Contents](#)

In addition to the standard functionality of The Raiser's Edge, we have built a number of extended applications that may be enabled directly within The Raiser's Edge and address the specific needs of various vertical markets. Our extended applications are described below.

Module name	Key features/benefits
Event	helps plan, organize and manage all aspects of fundraising events
Volunteer	coordinates an organization's volunteer work force
Member	tracks the identity of members and the date they joined, as well as recording renewals, upgrades, downgrades and lapsed and dropped members
Queue	allows an organization to schedule a series of Raiser's Edge tasks to be executed sequentially, automatically and unattended
Search	enables an organization to manage prospective planned and major gift donors (individuals, corporations and foundations) from identification and profiling to the cultivation and solicitation of major gifts
Alum	includes additional information and reporting capabilities that help an organization reach, solicit and better manage its alumni constituency
Tribute	tracks all gifts made in honor or memory of an individual or individuals and facilitates properly acknowledging the donor and honoree
Electronic Funds Transfer	allows an organization to easily process gifts made by credit card or by direct debit from donors' bank accounts
Point of Sale	enables organizations to track inventory and customer purchases, then transfer purchase information to constituent records in The Raiser's Edge

The Financial Edge

The Financial Edge is an accounting application designed to address the specific accounting needs of nonprofit organizations. As with our other core applications, The Financial Edge integrates with The Raiser's Edge to simplify gift entry processing, relate information from both systems in an informative manner and eliminate redundant tasks. The Financial Edge improves the transparency and accountability of organizations by allowing them to track and report from multiple views, measure the effectiveness of programs and other initiatives, use budgets as monitoring and strategic planning tools, and supervise cash flow to allocate resources efficiently. As a result, The Financial Edge provides nonprofit organizations with the means to help manage fiscal and fiduciary responsibility, enabling them to be more accountable to their constituents. In addition, The Financial Edge is designed specifically to meet governmental accounting and financial reporting requirements prescribed by the Financial Accounting Standards Board and Governmental Accounting Standards Board. We employ certified public accountants who work with our product development, professional services and customer support teams and who can apply their specialized training and background to assist our customers using The Financial Edge to help them comply with these

[Table of Contents](#)

accounting and reporting requirements. We released version 7.2 of The Financial Edge in June 2003.

As with The Raiser's Edge, we have built extended applications that may be enabled directly within The Financial Edge to address the specific functional needs of our customers. We currently offer 25 such extended applications to accompany The Financial Edge, examples of which are described below.

Module name	Key features/benefits
Purchase Orders	provides a variety of options for recording purchases and generating invoices
eRequisitions	automates the requisition and purchase order process by enabling multiple departments, sites and budget managers to make purchasing requests electronically
Electronic Funds Transfer	allows an organization to make electronic payments
Cash Management	provides on online register enabling an organization to manage and reconcile multiple bank and cash accounts in a centralized repository
Cash Receipts	provides flexible receipt-entry enabling an organization to identify where cash amounts originate, produce a detailed profile of each transaction and print a deposit ticket
Payroll	automates in-house payroll processing
Fixed Assets	stores the information required to properly track and manage property, plant and equipment and the costs associated with them
Student Billing	provides independent schools the ability to perform billing functions and process payments
School Store Manager	manages sales, inventory control, discounts, mailings, pricing, purchasing, receivables, reporting and suppliers for bookstores, snack bars, cafeterias and athletic stores through an integrated point-of-sale solution
Accounting Forms	integrates with our accounting products, enabling an organization to print business forms cost effectively

The Education Edge

Our education administration products are a comprehensive student information management system designed principally to organize an independent school's admissions and registrar processes, including capturing detailed student information, creating schedules, managing feedback and grading processes, producing demographic, statistic and analytical reports, and printing report cards and transcripts. With our education administration products, an organization can keep biographical and address information for students, parents, and constituents consistent across all of its Blackbaud software products. This integrated system allows an independent school to reduce data-entry time and ensure that information is current and accurate throughout the school. To date, we have marketed our education administration products under the names Admissions Office and Registrar's Office. Although we are not obligated to do so, we currently plan to release a new version of our

[Table of Contents](#)

education administration offering in mid-2004 under the name "The Education Edge". We expect this new version to have additional functionality and an enhanced platform.

The Information Edge

The Information Edge is an open and scalable business intelligence solution designed specifically to meet the needs of nonprofit organizations. We launched The Information Edge in August 2003. The Information Edge is an analysis and reporting tool that allows an organization to extract, aggregate and analyze its data to gain insight from multiple data sources and provide opportunities to increase revenues. The Information Edge extracts data from multiple highly indexed transactional databases, including The Raiser's Edge, and integrates that data into a data warehouse that allows high-speed queries, complex analysis and reporting across the organization including remote locations. The Information Edge is optimized to assist an organization with its direct marketing and fundraising programs, including donor segmentation and campaign strategy.

Blackbaud Internet applications

We provide a variety of applications that allow our customers to use our fundraising, accounting and administration products via the Internet. For example, our NetSolutions product enables a nonprofit to build communities by conducting online fundraising, e-marketing, event management and volunteer coordination. We launched NetSolutions in August 2000 and released our most recent version in February 2004. Through the end of 2003, we had more than 850 active NetSolutions customers. In addition, we have web-enabled most of our applications to allow nonprofit organizations of all sizes to easily and efficiently interact with wider audiences through dynamic content and email campaigns securely from anywhere in the world. These solutions provide a wide variety of web-based online services including the ability for constituents to register for events, update demographic information, support an organization by volunteering and make donations. We provide real-time integration between our Internet and core applications, which significantly enhances the effectiveness of our solutions by tying all information directly to the back-office, which provides an organization with a single, comprehensive view of its constituents and volunteers.

Consulting services

Our consultants provide installation and implementation services for each of our software products. These services include:

- system installation and implementation, including assistance installing the software, setting up security, tables, attributes, field options, default sets, business rules, reports, queries, exports and user options, and explanation of data entry and processing procedures;
- management of the data conversion process to ensure data is a reliable and powerful source of information for an organization;
- system analysis and application customization to ensure that the organization's Raiser's Edge system is properly aligned with an organization's processes and objectives; and
- removal of duplicative records, database merging, and information cleansing and consolidation.

[Table of Contents](#)

In addition to these services, we apply our industry knowledge and experience, combined with our service offering expertise and expert knowledge of our products, to evaluate an organization's needs and provide operational efficiency and business process improvement consulting for our customers. This work is performed by our staff of consultants who have extensive and relevant domain experience in fundraising, accounting, project management and IT services. This experience and knowledge allows us to make recommendations and implement solutions that ensure efficient and effective use of our products. In addition, we offer software customization services to organizations that do not have the time or in-house resources to create customized solutions using our core products. We believe that no other software company provides as broad a range of consulting and technology services and solutions dedicated to the nonprofit industry as we do.

Education services

We provide a variety of classroom, onsite and self-paced training services to our customers relating to the use of our software products and application of best practices. Our software instructors have extensive training in the use of our software and present course material that is designed to include hands-on lab exercises as well as a course workbook with examples and problems to solve. The education services segment has historically shown some seasonality, as our customers generally attend more training sessions during the second and third quarters of the year. Key aspects of our education services include:

Education services	Description
Blackbaud University	training facility based in our headquarters with 12 classrooms, each outfitted with computer workstations for each attendee to view and participate in step-by-step demonstrations of our software
Regional Training	offered year-round for our clients at more than 60 regional locations throughout the United States and Canada. These regional sites include fully equipped classrooms and individual student workstations for hands-on learning
Onsite Training	provided at a customer's location, typically for customers that have a large group of employees requiring more specialized training
Web-Based and Self-Paced Training	includes computer-based training, online courses and our new eLearning Library. The eLearning Library is a subscription service consisting of a collection of more than 115 online software lessons

Analytic services

We provide custom modeling and analytical services, including ProspectPoint and WealthPoint, to help nonprofit organizations maximize their fundraising results.

ProspectPoint, which we introduced in February 2001, is a custom modeling service designed specifically for nonprofits. ProspectPoint employs patent-pending modeling techniques to identify and rank the best donor prospects in an organization's database and capture the distinct characteristics that define an organization and its constituencies, providing a better opportunity to maximize gift revenue. We use these proprietary statistical models to help our

[Table of Contents](#)

customers identify an individual's propensity to make any of a number of different types of gifts, including annual fund gifts, major gifts and planned gifts. Our consultants use the ProspectPoint results to prepare customized fundraising plans, which are delivered to our clients with a series of implementation recommendations for increasing the yield of its fundraising efforts.

We released WealthPoint in July 2003 as our wealth identification and information service. It provides a nonprofit organization with financial, biographical and demographic data on the individuals in its database, enabling the organization to identify its wealthiest donors and to plan the most effective donor cultivation strategies. We match donor and prospect names recorded in The Raiser's Edge or any other database against sources of publicly available information about an individual's assets or activities. After the names are matched against the public sources, we then return the data to the clients in a software application that allows them to query, report on, and manipulate the data.

In addition to these modeling and identification services, we offer services that enrich the quality of the data in our customers' databases. These include a service that finds outdated address files in the database and makes corrections based on the requirements and certifications of the United States Postal Service and a service that uses known fields in an organization's constituent records to search and find lost donors and prospects. In addition to these services, we offer services that append to a prospect record important additional information, such as phone, email, age, gender, deceased record, county, and congressional district.

Maintenance and subscriptions

The vast majority of our customers choose to receive annual maintenance and support from us under one of our tiered maintenance and support programs. In each of the past three years, an average of more than 94% of our customers have renewed their annual maintenance and support contracts for our products. For an annual fee, our customers receive regular upgrades and enhancements to our software and unlimited phone and email support, with extended hours for upgraded maintenance customers. Our maintenance and support customers also receive around-the-clock access to our extensive online support resources, including our self-help knowledge management system, the FAQ section of our web site, and weekly technical bulletins. Subscriptions cover hosted solutions, data enrichment services and training programs purchased on a subscription basis.

Customers

We have customers in each of the principal vertical markets within the nonprofit industry. In 2003, we had over 12,500 customers, over 11,900 of which pay us annual maintenance and support fees. These organizations range from small, local charities to health care and higher education organizations to the largest national health and human services organizations. No one customer accounts for more than 2% of our annual revenue.

Selected customer examples

The selected customer examples below are intended to provide brief examples of the different ways our customers are using our software and services solutions to solve their business problems.

Bowdoin College

Bowdoin College relies on the growth of its \$450 million endowment through fundraising contributions to maintain financial stability and achieve its goals. Prior to deploying The Raiser's Edge, Bowdoin used 15 systems to track student, alumni, parent and other entities associated with the college's fundraising activities. Deploying The Raiser's Edge as the centralized data repository allowed Bowdoin to view all aspects of its constituents' associations with the college, enabling them to drive more personalized contact with constituents, while capturing and maintaining a complete view of all fundraising activities. With the help of our consultants, Bowdoin implemented new business processes that allow them to incorporate and use relevant data from multiple campus systems to improve targeting and resource allocation. Our solution enabled Bowdoin to eliminate several costly databases by consolidating the data into a centralized database and free resources to increase productivity.

Detroit Zoo

Through over 10,000 donors and approximately 48,000 members, the Detroit Zoological Society relies on fundraising activities to generate a significant portion of its revenue. The Detroit Zoological Society implemented The Raiser's Edge and other applications of ours to consolidate several inefficient processes into a single comprehensive solution that allowed them to improve fundraising performance. We also provided them with professional services targeting business process refinements resulting in improved efficiencies in areas such as direct mail and fulfillment and also augmented the Society's ability to analyze and report on membership performance and event attendance.

Episcopal High School

Episcopal High School is a private high school near Washington D.C. with over 400 students. We were selected to implement The Education Edge as a campus-wide system that could support the needs of their many offices, provide customizable transcripts and scheduling and allow web-based access for teachers and parents. The Education Edge now serves as the backbone of the school's operations, automating its manual systems and providing customized reports with a complete picture of each student's educational experience.

Help the Aged

Help the Aged is a well-known nonprofit in the United Kingdom dedicated to addressing issues facing the elderly. In managing its relationship with over three million constituents, they were using seven separate systems, utilized by over 100 users, to collect information and manage fundraising activities. Help the Aged engaged us to implement Information Edge and Raiser's Edge, which provided those 100 users a single comprehensive view of each constituent. Our consulting team also works with Help the Aged to refine their fundraising processes and leverage the wealth of their data.

Mayo Foundation

Mayo Clinic's mission is to provide the best care to every patient every day through integrated clinical practice, education and research. Mayo Foundation chose The Raiser's Edge to enable over 130 staff members in the Department of Development to gain direct access to the relevant data necessary to support fundraising programs that contribute over

[Table of Contents](#)

\$100 million annually toward the Mayo Clinic's mission. In addition, Mayo is in the process of implementing The Information Edge to optimize their fundraising programs by providing improved analysis and reporting across the fundraising organization.

US Naval Academy Alumni Association

The US Naval Academy Alumni Association relies on the strength of coordinated development efforts to maintain a strong and educated community of widely dispersed alumni. The association selected The Financial Edge as their financial management system to track and distribute over 700 different restricted funds while adhering to specific accounting and compliance requirements. Our consulting team worked with the US Naval Academy Alumni Association to implement business processes that help them utilize our software while complying with the unique requirements and protocols of a U.S. Military Service Academy.

United Way of America

United Way of America is a national organization dedicated to leading the United Way movement, which includes approximately 1,400 independent, community-based United Way organizations, in making a measurable impact in every community in America. We recently entered into an agreement with United Way of America to develop a version of The Raiser's Edge to handle the unique needs of United Way organizations. Previously, United Way of America had developed and supported a proprietary campaign management system used by more than 100 local United Way organizations. Under the agreement, we now own that system and, in exchange for minimum fees, will support it for at least 24 months as these local United Way organizations transition to The Raiser's Edge.

Sales and marketing

We sell all of our software and related services through our direct sales force, which is complemented by our team of account development representatives responsible for sales lead generation and qualification. We also sell The Financial Edge application indirectly through our network of value-added resellers. As of December 31, 2003, we had approximately 150 sales and marketing employees, 130 of whom comprised our direct sales force and account development representatives. These sales and marketing professionals are located at our headquarters in Charleston and in metropolitan areas throughout the United States, the United Kingdom, Canada and Australia. We plan to continue expanding our direct sales force in the Americas, Europe and Asia.

Our sales force is divided into three main areas of responsibility:

- selling products and services to existing customers;
- acquiring new customers; and
- developing and managing relationships with our resellers.

In addition, we have a dedicated portion of our outside sales team focused exclusively on large, enterprise-wide accounts and a group of sales engineers who support both new and existing customers. In general, each sales representative is assigned responsibility for handling just one product line in a designated geographic area, except for sales representatives for the K-12 education market who are responsible for selling all of our software products in that market. We frequently lead our sales efforts with the sale of one of our primary products, such

[Table of Contents](#)

as The Raiser's Edge, then sell the customer additional products and services, such as vertical-specific software applications and related implementation and technical services.

We conduct a variety of marketing programs that are designed to create brand recognition and market awareness for our products and services. Our marketing efforts include participation at tradeshow, technical conferences and technology seminars, publication of technical and educational articles in industry journals and preparation of competitive analyses. Our customers and strategic partners provide references and recommendations that we often feature in our advertising and promotional activities.

We believe relationships with third parties can enhance our sales and marketing efforts. We have, and intend to seek to establish additional, relationships with companies that provide services to the nonprofit industry, such as consultants, educators, publishers, financial service providers, complementary technology providers and data providers. For example, we have developed a business solutions provider network with a number of resellers and accounting firms. These companies promote or complement our nonprofit solutions and provide us access to new customers.

We believe that active participation in charitable activities is good for the community and helps us build relationships with our clients and enhances our employees' awareness of their activities. We have established a number of employee volunteer activities and are actively involved with a number of local and regional charities and nonprofit organizations, further demonstrating our dedication to assisting these organizations.

Competition

The market for software and related services for nonprofit organizations is fragmented, competitive and rapidly evolving, and there are limited barriers to entry for some aspects of this market. We expect to encounter new and evolving competition as this market consolidates and matures and as nonprofit organizations become more aware of the advantages and efficiencies that can be attained from the use of specialized software and other technology solutions. A number of diversified software enterprises have made recent acquisitions or developed products for the market, including Intuit, Sage and SunGard. Other companies that have greater marketing resources and generate greater revenues and market recognition than we do, such as Microsoft, Oracle and PeopleSoft, offer products that are not designed specifically for nonprofits but still provide some of the functionality of our products and could be considered competitors. In addition, these larger companies could decide to enter the market directly, including through acquisitions of smaller current competitors.

We mainly face competition from four sources:

- software developers offering specialized products designed to address specific needs of nonprofit organizations;
- providers of traditional, less automated fundraising services;
- custom-developed solutions; and
- software developers offering general products not designed to address specific needs of nonprofit organizations.

Although there are numerous general software developers marketing products that have some application in the nonprofit market, these competitors have generally neglected to focus

[Table of Contents](#)

specifically on the nonprofit market and typically lack the domain expertise to cost effectively build or implement integrated solutions for the needs of the nonprofit market.

We compete with custom-developed solutions created either internally by the nonprofit organization or outside custom service providers. However, building a custom solution often requires extensive financial and technical resources that may not be available or cost-effective for the nonprofit organization. In addition, in many cases the customer's legacy database and software system were not designed to support the increasingly complex and advanced needs of today's growing community of nonprofit organizations.

We also compete with providers of traditional, less automated fundraising services, including parties providing services in support of traditional direct mail campaigns, special events fundraising, telemarketing and personal solicitations. We believe we compete successfully against these traditional fundraising services, primarily because our products and services are more automated, robust and efficient than the traditional fundraising methods supported by these providers.

Research and development

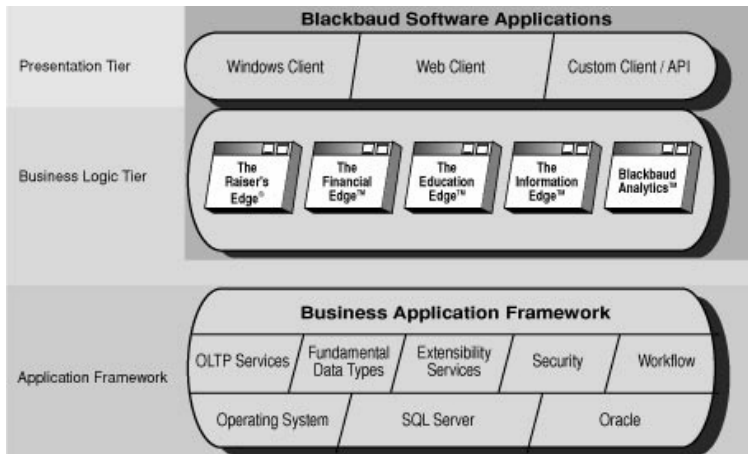
We have made substantial investments in research and development, and expect to continue to do so as a part of our strategy to introduce additional products and services. As of December 31, 2003 we had approximately 150 employees working on research and development. Our research and development expenses for the years ended December 31, 2001, 2002 and 2003 were \$14.8 million, \$14.4 million and \$15.5 million, respectively.

Technology and architecture

We utilize a three-tier Component Object Model, or COM-based development model, because it allows our customers to extend and modify the functionality of our applications without requiring them to make any source code or data modifications themselves. This is important for customers that want to customize our applications by incorporating their own business logic

[Table of Contents](#)

into key areas of the applications. The end result is a robust customization platform through which the application can be modified and extended without requiring source code alteration.



The architecture of our COM-based development model ensures our applications are:

- *Flexible.* Our component-based architecture is programmable and easily customized by our customers without requiring modification of the source code, ensuring that the technology can be leveraged and extended to accommodate changing demands of our clients and the market.
- *Adaptable.* The architecture of our applications allows us to easily add features and functionality or to integrate with third party applications in order to adapt to our customers' needs or market demands.
- *Scalable.* We combine a scalable architecture with the performance, capacity, and load balancing of industry-standard web servers and databases used by our customers to ensure the applications can scale to the needs of larger organizations.

We have and intend to continue to license technologies from third parties that are integrated into our products. Currently, we believe that the loss of any third party technology integrated into our products would not have a material adverse effect on our business. However, our inability to obtain licenses for third party technology for future products could delay product development, which could harm our business and operating results.

Intellectual property and other proprietary rights

To protect our intellectual property, we rely on a combination of patent, trademark, copyright and trade secret laws in various jurisdictions, and employee and third-party nondisclosure agreements and confidentiality procedures. We have a number of registered trademarks, including Blackbaud and The Raiser's Edge. We have applied for additional trademarks. We currently have six patents pending on our technology, including functionality in The Financial Edge, The Information Edge and ProspectPoint.

Employees

As of December 31, 2003, we had approximately 780 employees, consisting of 150 in sales and marketing, 150 in research and development, 360 in customer support, and 120 general and administrative personnel. None of our employees are represented by unions or covered by collective bargaining agreements. We are not involved in any material disputes with any of our employees, and we believe that relations with our employees are satisfactory.

Properties

We lease our headquarters in Charleston, South Carolina which consists of approximately 230,000 square feet. The lease on our Charleston headquarters expires in July 2010, and we have the option for two 5-year renewal periods. We also lease facilities in Glasgow and Sydney. We believe that our properties are in good operating condition and adequately serve our current business operations. We also anticipate that suitable additional or alternative space, including those under lease options, will be available at commercially reasonable terms for future expansion.

Legal proceedings

From time to time we may become involved in litigation relating to claims arising from our ordinary course of business. We believe that there are no claims or actions pending or threatened against us, the ultimate disposition of which would have a material adverse affect on us.

Management

Executive officers and directors

The following table sets forth our executive officers and directors, and their ages and positions, as of January 31, 2004.

Name	Age	Position
Robert J. Sywolski	66	President, Chief Executive Officer and Director
Timothy V. Williams	55	Chief Financial Officer, Vice President, Treasurer and Assistant Secretary
Louis J. Attanasi	42	Vice President of Strategic Technologies
Richard S. Braddock	35	Vice President of Marketing
Charles T. Cumbaa	51	Vice President of Services and Development
Andrew L. Howell	37	General Counsel and Corporate Secretary
Laura W. Kennedy	39	Vice President of Human Resources
Anthony J. Powell, CFRE	35	Vice President of Consulting Services
Edward M. Roshitsh	39	Vice President of Sales
Heidi H. Strenck	34	Vice President, Controller, Assistant Treasurer and Assistant Secretary
Christopher R. Todd	34	Vice President of Corporate Development
Germaine M. Ward	41	Vice President of Products
Gerard J. Zink	40	Vice President of Customer Support
Marco W. Hellman	42	Director, Chairman
Paul V. Barber	42	Director
Dr. Sandra R. Hernández	46	Director
Andrew M. Leitch	60	Director
Larry E. Robbins	52	Director
David R. Tunnell	33	Director

Robert J. Sywolski has served as our President, Chief Executive Officer and a director since March 2000. From May 1998 until February 2000, Mr. Sywolski was a general partner at JMI Equity Fund, a private investment group. Prior to that, he spent twelve years as the Chairman and CEO of the North American Operations of Cap Gemini, a systems integration, management consulting and information technology services company. A member of the Association of Fundraising Professionals, Mr. Sywolski serves on the boards of the Medical University of South Carolina Cardio Vascular Institute, the South Carolina Aquarium, and ePhilanthropyFoundation.org. He also serves on the boards of Changepoint Corporation and METASeS. Mr. Sywolski holds a BA in electrical engineering from Widener University and an MBA from Long Island University.

Timothy V. Williams has served as our Chief Financial Officer since January 2001. Mr. Williams is responsible for all of our financial reporting and controls, as well as human resources, legal and administrative services. From January 1994 to January 2001 he served as Executive Vice President and CFO of Mynd, Inc. (now Computer Sciences Corporation), a provider of software and services to the insurance industry. Prior to that, Mr. Williams worked at Holiday Inn

[Table of Contents](#)

Worldwide, most recently as Executive Vice President & Chief Financial Officer. Mr. Williams holds a BA from the University of Northern Iowa.

Louis J. Attanasi has served as our Vice President of Strategic Technologies since 2000. Prior to that, he was our Vice President of Product Development since 1996. He joined us in 1986, and in 1988, he began managing our research and development efforts. From 1988 through 1995, Mr. Attanasi was responsible for our software design. Prior to joining us, he taught mathematics at the State University of New York at Stony Brook and worked as a programming engineer at Environmental Energy Corporation. Mr. Attanasi holds a BS in Mathematics from State University of New York at Stony Brook and a MS in Mathematics from the University of Charleston.

Richard S. Braddock has served as our Vice President of Marketing since July 2003. Prior to joining us, Mr. Braddock was a Marketing/ Private Equity Consultant for T.I.F.F., a nonprofit cooperative, from February 2003 until May 2003 and for Deutsche Bank Venture Capital from June 2002 until January 2003. He was with iMediation Inc., a channel management vendor, from August 2000 until February 2002, most recently as Vice President of Marketing and Strategy, and the Vice President of Marketing for Prime Response, Inc., a customer relations management software company from January 1998 until April 2000. Mr. Braddock holds a BA from Dartmouth College and an MBA from Harvard Business School.

Charles T. Cumbaa joined us in May 2001. Prior to joining us, Mr. Cumbaa was an Executive Vice President with Intertech Information Management from December 1998 until October 2000. From 1992 until 1998 he was President and Chief Executive Officer of Cognitech, Inc., a software company he founded. Prior to that, he was employed by McKinsey & Company. Mr. Cumbaa holds a BA from Mississippi State University and an MBA from Harvard Business School.

Andrew L. Howell has been our General Counsel and Corporate Secretary since July 2002. Prior to joining us, Mr. Howell practiced corporate and technology law, most recently with Sutherland Asbill & Brennan LLP. Mr. Howell received a BA from Washington & Lee University and a JD from Mercer University, where he served as Editor-in-Chief of the Law Review.

Laura W. Kennedy has been our Vice President of Human Resources since February 2003. She previously served as our Director of Human Resources from November 1996 to February 2003 and prior to that as Manager of Customer Support since 1993. Prior to joining us, Ms. Kennedy held accounting and management positions with Owens & Minor, Inc. and Media General, Inc. Ms. Kennedy holds a BA in accounting from Georgia State University.

Anthony J. Powell, CFRE, has served as our Vice President of Consulting Services since October 2002. Prior to that he served as Director of Consulting Services since July 1998. Before joining us, Mr. Powell was the Major Gifts Officer at the Smithsonian Institution from June 1997 to July 1998. Prior to that he was the Assistant Vice President for the Greater Baltimore Medical Center Foundation from February 1996 to January 1997. Mr. Powell holds a BA from Allegheny College.

Edward M. Roshitsh has been our Vice President of Sales and Marketing since August 2000. From October 1990 until August 2000, he served in a variety of capacities at Data Processing Sciences Corporation, most recently as their Vice President of Sales. Mr. Roshitsh spent several years in the U.S. Air Force as a Network Communications Expert and holds a BA from Indiana Wesleyan University.

[Table of Contents](#)

Heidi H. Strenck has served as our Vice President and Controller since October 2002. Ms. Strenck joined us in September 1996 and held key management roles as Accounting Manager from 1996 until 1997 and as Controller until 2002. Prior to joining us, she served as a Senior Associate with Coopers & Lybrand and as Internal Auditor for The Raymond Corporation. Ms. Strenck serves on the board of directors of the Trident Area Salvation Army. Ms. Strenck holds a BA in management/ accounting from Hartwick College.

Christopher R. Todd, our Vice President of Corporate Development, joined us in July 2000. He heads our business development efforts and oversees our analytics division. Prior to joining us, Mr. Todd served as the Director of Business Development and Legal Affairs for NetGen Inc. from July 1999 until July 2000 and as an Associate with McKinsey & Co. from July 1997 until July 1999. Mr. Todd holds a BA from Harvard College and a JD from Yale Law School.

Germaine M. Ward has been our Vice President of Products since April 2002. From April 1998 to April 2002, Ms. Ward served as the Vice President for several divisions of Iomega Corporation, most recently Media, Applications and Software. Prior to that, Ms. Ward spent seven years at Symantec Corporation. Ms. Ward holds a BA in computer science from Michigan Technological University.

Gerard J. Zink has served as our Vice President of Customer Support since June 1996. He joined us in November 1987, and served as a Customer Support Analyst and Manager of Customer Support before assuming his current position. Prior to joining us, Mr. Zink was employed as a computer consultant by the Diocese of Rockville Center in New York.

Marco W. Hellman has been a member of our board of directors since October 1999. Mr. Hellman was an associate and a Managing Director with Hellman & Friedman LLC between August 1987 and February 2001. Mr. Hellman holds a BA from University of California at Berkeley and an MBA from Harvard Business School.

Paul V. Barber has served on our board of directors since October 1999. Mr. Barber has been a General Partner with JMI Equity Fund since 1998. He also serves on the boards of several privately held companies. Mr. Barber holds an AB in economics from Stanford University and an MBA from Harvard Business School.

Dr. Sandra R. Hernández has served on our board of directors since July 2002. Ms. Hernández has served as the Chief Executive Officer of The San Francisco Foundation since September 1997. She has also been an Assistant Clinical Professor at the School of Medicine at the University of California at San Francisco since 1992 and has worked as a Medical Attending physician at the AIDS clinic at the San Francisco General Hospital. She serves on the Board of Directors of a number of nonprofit organizations, including the Lucille Packard Children's Hospital, the American Foundation for AIDS Research and the Corporation for Supportive Housing. She holds a BA in psychology from Yale University and an MD from Tufts University School of Medicine.

Andrew M. Leitch was appointed to our board of directors in February 2004. Mr. Leitch was with Deloitte & Touche LLP for over 27 years, most recently serving as the Vice Chairman of the Management Committee, Hong Kong from September 1997 to March 2000. Mr. Leitch also serves on the board of directors of Citicorp Everbright China Fund Limited, Education OnLine USA, Inc., Consolidated Pass International Limited and Publishing and Broadcasting International Limited. Mr. Leitch is a Canadian chartered accountant and a licensed CPA in New York.

Larry E. Robbins has been a member of our board of directors since October 1999. He is a partner with the law firm of Wyrick Robbins Yates & Ponton LLP located in Raleigh, North

[Table of Contents](#)

Carolina. Mr. Robbins holds a BA, MBA and JD from the University of North Carolina at Chapel Hill.

David R. Tunnell has served on our board of directors since October 1999. Mr. Tunnell joined Hellman & Friedman LLC in 1994 and currently serves as a Managing Director. He serves on the board of directors of Arch Capital Group Ltd., a public limited liability company that provides property and casualty insurance and reinsurance products. Mr. Tunnell holds a BA from Harvard College and an MBA from Harvard Business School.

Board composition

Our board of directors is composed of a majority of independent directors as defined under Nasdaq Marketplace Rules.

Our board of directors consists of seven directors, which are divided into three classes, each of whose members serve for a staggered three-year term. The board of directors will consist of three Class A directors, Paul V. Barber, Marco W. Hellman and Larry E. Robbins, two Class B directors, Dr. Sandra J. Hernández and Andrew M. Leitch, and two Class C directors, Robert J. Sywolski and David R. Tunnell. At each annual meeting of stockholders, one class of directors will be elected for a three-year term to succeed the directors of the same class whose terms are then expiring. The terms of the Class A directors, Class B directors and Class C directors expire upon the election and qualification of successor directors at the annual meetings of stockholders held during the calendar years 2005, 2006 and 2007, respectively.

Our bylaws provide that the number of directors constituting the board of directors shall not be less than five nor more than nine, and the exact number of directors may be fixed or changed, within this range, by resolution adopted by the affirmative vote of a majority of the directors then in office. Any additional directorships resulting from an increase in the number of directors will be distributed among the three classes so that, as nearly as possible, each class will consist of one-third of the total number of directors. This classification of the board of directors may have the effect of delaying or preventing changes in control or management of our company.

Pursuant to an Investor Rights Agreement dated as of October 13, 1999 among us and certain of our stockholders, those stockholders were granted the right to designate two representatives on our board of directors. The right to designate representatives to our board of directors will terminate upon the closing of this offering.

Board committees

Our board of directors has established an audit committee, a compensation committee, and a nominating and corporate governance committee. Each committee is comprised entirely of independent directors in accordance with Nasdaq Marketplace Rules.

Our audit committee is comprised of Andrew M. Leitch, Chairman, Paul V. Barber and Dr. Sandra J. Hernández. The audit committee provides assistance to our board of directors in its oversight of the integrity of our financial statements, the qualifications and independence of our independent auditors, the performance of our internal audit functions, the procedures undertaken by the independent auditors and our compliance with other regulatory and legal requirements. Our audit committee operates pursuant to a formal written charter.

Our compensation committee is comprised of Marco W. Hellman, Chairman, Paul V. Barber and David R. Tunnell. The compensation committee reviews and makes recommendations to our

[Table of Contents](#)

board of directors concerning the compensation and benefits of our executive officers and directors, administers our stock option and employee benefit plans, and reviews general policy relating to compensation and benefits.

Our nominating and corporate governance committee is comprised of Paul V. Barber, Chairman, Andrew M. Leitch and David R. Tunnell. The nominating and corporate governance committee is responsible for identifying and recommending qualified nominees to serve on our board of directors as well as developing and overseeing our internal corporate governance processes.

Compensation committee interlocks and insider participation

No member of our compensation committee serves or in the past has served as a member of another entity's board of directors or compensation committee, which entity has one or more executive officers serving as a member of our board of directors or compensation committee.

Compensation of directors

Members of the board of directors are entitled to receive an annual cash retainer of \$7,500. All directors are also entitled to receive \$3,000 for each Board meeting attended. The chairperson of the audit committee is entitled to receive an additional \$5,000 per year.

Beginning in February 2004, each incoming member to our board of directors is entitled to receive a one-time option grant to purchase that number of shares of common stock equal to the quotient of \$120,000 divided by the fair market value of our common stock on the date of grant, such option to vest over three years. Each member of the board of directors will receive an annual option grant to purchase that number of shares of common stock equal to the quotient of \$40,000 divided by the fair market value of our common stock on the date of grant, such option to vest over three years. In addition, if the chairperson of the board of directors is not an executive officer, he or she will receive annual compensation of \$10,000 in cash and an option to purchase that number of shares of common stock equal to the quotient of \$180,000 divided by the fair market value of our common stock on the date of grant, such option to vest over three years. The exercise price for all these option grants will be the fair market value on the date of grant.

Indemnification and limitation of director and officer liability

Our certificate of incorporation limits the liability of our directors for monetary damages arising from a breach of their fiduciary duty as directors, except to the extent otherwise required by the Delaware General Corporation Law. Such limitation of liability does not affect the availability of equitable remedies such as injunctive relief or rescission.

Our certificate of incorporation and bylaws provide that we will indemnify each person who was or is made a party or threatened to be made a party to or is otherwise involved in any action, suit or proceeding, whether civil, criminal, administrative or investigative, by reason of the fact that he or she or a person of whom he or she is the legal representative is or was one of our directors or officers, or is or was serving at our request as a director, officer, employee or agent of another enterprise, to the fullest extent allowed by the Delaware General Corporation Law. This right of indemnification shall include the right to be paid by us the amount of expenses, including attorneys' fees, incurred in connection with any such proceeding in advance of its final disposition. However, if Delaware law so requires, the advancement of such expenses will only be made upon the delivery to us of an undertaking by or on behalf of

[Table of Contents](#)

such person to repay all amounts so advanced if it shall ultimately be determined that such person is not entitled to be indemnified for such expenses by us.

In addition, our certificate of incorporation and bylaws provide that we may maintain, at our expense, insurance to protect ourselves and any of our directors, officers, employees or agents against any expense, liability or loss, whether or not we would have the power to indemnify a person against any expense, liability or loss under Delaware law. Our certificate of incorporation and bylaws further provide that we may, to the extent permitted by the board of directors, grant rights to indemnification, and rights to advancement of expenses, to any of our employees or agents. We have obtained insurance for the benefit of our officers and directors insuring such persons against liabilities, including liabilities under the securities laws.

Executive compensation

The following table sets forth summary information relating to compensation paid for services rendered for our fiscal year ended December 31, 2003, with respect to the compensation paid and bonuses granted to our Chief Executive Officer as well as each of our other four most highly compensated executive officers, each of whose aggregate compensation during the last fiscal year was greater than \$100,000. For purposes of this prospectus, we will refer to the executive officers named in the table below as the named executive officers.

Summary compensation table

Name and principal position	Annual compensation			Long-term compensation	All other compensation
	Salary	Bonus ⁽¹⁾	Other annual compensation ⁽²⁾	Number of securities underlying options (#)	
Robert J. Sywolski President and Chief Executive Officer	\$525,000	\$563,736	\$8,625	5,638,791	\$4,888 ⁽³⁾
Timothy V. Williams Vice President and Chief Financial Officer	275,000	134,971	8,400	1,000,000	6,607 ⁽⁴⁾
Louis J. Attanasi Vice President	255,000	125,155	8,400	400,000	9,329 ⁽⁵⁾
Gerard J. Zink Vice President of Customer Support	255,000	112,885	8,400	400,000	6,583 ⁽⁶⁾
Germaine M. Ward Vice President of Products	230,000	137,945	—	400,000	6,553 ⁽⁷⁾

(1) Includes a reimbursement for tax preparation services of \$5,000 for Mr. Sywolski and a reimbursement for relocation expenses of \$25,060 for Ms. Ward.

(2) Represents a perquisite for the dollar value of the use of a company automobile for Mr. Sywolski and an automobile allowance for each of Mr. Williams, Mr. Attanasi and Mr. Zink.

(3) Includes \$3,981 for a matching contribution under our 401(k) plan and payment of \$907 for life insurance premiums.

(4) Includes \$6,000 for a matching contribution under our 401(k) plan and payment of \$607 for life insurance premiums.

(5) Includes \$6,000 for a matching contribution under our 401(k) plan, an equipment subsidy of \$2,746 and payment of \$583 for life insurance premiums.

(6) Includes \$6,000 for a matching contribution under our 401(k) plan and payment of \$583 for life insurance premiums.

(7) Includes \$6,000 for a matching contribution under our 401(k) plan and payment of \$553 for life insurance premiums.

[Table of Contents](#)

Option grants in last fiscal year

There were no grants of stock options to any of our named executive officers during the fiscal year ended December 31, 2003.

Aggregated option exercises in last fiscal year and fiscal year-end option values

No named executive officers exercised any options during the fiscal year ended December 31, 2003.

The following table sets forth information about the exercisable and unexercisable options held by the named executive officers as of December 31, 2003. The "Value of unexercised in-the-money options at December 31, 2003" is calculated based on the difference between the estimated fair market value of the common stock of \$6.00 on December 31, 2003 and the exercise price for the shares underlying the option, multiplied by the number of shares issuable upon exercise of the option. All options were granted under our 1999, 2000 and 2001 Stock Option Plans.

Name	Number of shares underlying unexercised options at December 31, 2003 (#)		Value of unexercised in-the-money options at December 31, 2003	
	Exercisable	Unexercisable	Exercisable	Unexercisable
Robert J. Sywolski	5,094,530	544,261	\$15,283,590	\$1,632,783
Timothy V. Williams	750,000	250,000	2,250,000	750,000
Louis J. Attanasi	358,462	41,538	1,069,848	107,998
Gerard J. Zink	358,462	41,538	1,069,848	107,998
Germaine M. Ward	100,000	300,000	300,000	900,000

Employment and severance agreements

In April 2004, we entered into a two year employment agreement with Robert J. Sywolski to serve as our President and Chief Executive Officer. Under the agreement, Mr. Sywolski is entitled to an annual base salary of \$525,000 per year, subject to periodic review and adjustment by our compensation committee. Mr. Sywolski is also entitled to receive an annual bonus, 80% of which is based on attainment of objective financial and operating goals and 20% of which is based on the subjective evaluation of Mr. Sywolski's performance by the compensation committee. Mr. Sywolski has a guaranteed minimum bonus of \$100,000 for 2004. Subject to certain exceptions, Mr. Sywolski is entitled to a severance payment equal to his base salary for the remainder of the term of the agreement if we terminate his employment without cause, if he is constructively terminated or if he terminates his employment upon a change in control. Pursuant to our prior employment agreement with Mr. Sywolski dated March 2000, we also granted Mr. Sywolski an option to purchase 5,638,791 shares of our common stock. Among other things, this option requires us to pay Mr. Sywolski 10% of his gain upon exercise, in order to help satisfy his tax obligations. Mr. Sywolski has agreed to certain confidentiality and non-competition provisions in his employment agreement.

We have also entered into at-will employment agreements with Timothy V. Williams, Louis J. Attanasi, Gerard J. Zink and Germaine M. Ward to employ each officer in their current positions, which agreements are dated January 2, 2001, December 17, 2002, December 17, 2002 and April 22, 2002, respectively. The relevant agreement provides for a base salary in the amount of \$275,000 for Mr. Williams, \$255,000 for Mr. Attanasi, \$255,000 for Mr. Zink and

[Table of Contents](#)

\$230,000 for Ms. Ward, each of which are subject to increase at the discretion of the board of directors or the compensation committee. Each officer is entitled to receive an annual bonus equal to a pre-set percentage of their salary based upon Blackbaud's attainment of objective financial and operating goals, subject to increase or decrease based on the subjective evaluation of each officer by the compensation committee. Each officer may participate in our executive bonus plan and all other employee benefit plans that we offer. Each agreement prohibits the officer from entering into employment with any direct competitor and from soliciting any employee of ours to leave us while the agreement is in effect and for two years after termination of the agreement. None of the agreements provide for any severance payments. The agreements have no set term.

Employee benefit and stock plans

Equity compensation plan information

Plan category	(a)	(b)	(c)
	Number of securities to be issued upon exercise of outstanding options, warrant and rights	Weighted-average price of outstanding options, warrant and rights	Number of securities remaining available for issuance under equity compensation plans (excluding securities reflected in column (a))
Equity compensation plans approved by security holders			
2004 Stock Plan	—	N/A	1,850,000
2001 Stock Option Plan	6,653,994	\$3.15	—
1999 Stock Option Plan	2,863,087	\$3.00	—
Equity compensation plans not approved by security holders			
2000 Stock Option Plan	5,638,791	\$3.00	—

Description of plans

1999 Stock Option Plan, 2000 Stock Option Plan and 2001 Stock Option Plan

Our 1999 Stock Option Plan was adopted by our board of directors and approved by our stockholders in October 1999. Our 2000 Stock Option Plan was adopted by our board of directors in May 2000. Our 2001 Stock Option Plan was adopted by our board of directors in July 2001 and approved by our stockholders at the annual stockholders meeting in May 2002. A total of 16,110,830 shares of our common stock were authorized and reserved for issuance under the 1999 Stock Option Plan, the 2000 Stock Option Plan and the 2001 Stock Option Plan, and options to purchase 15,299,398 shares of common stock, at a weighted average exercise price of \$3.07 per share, were outstanding under such plans as of December 31, 2003. In connection with the adoption of our 2004 Stock Plan, the 1999 Stock Option Plan, 2000 Stock Option Plan and 2001 Stock Option Plan were terminated with respect to future grants.

Generally, options granted under the 1999 Stock Option Plan vest in eight equal semi-annual installments beginning on the 180th day after the date of grant. The option granted under the 2000 Stock Option Plan vested 25% on the date of grant, with the remainder vesting in eight equal semi-annual installments thereafter. Options granted under the 2001 Stock Option Plan vest in equal annual installments on the first, second, third and fourth anniversaries of the date

[Table of Contents](#)

of grant. Subject to the terms of the plans, options may be transferred by will or the laws of descent and distribution and, in the case of nonstatutory stock options, may also be transferred with the approval of our board of directors or a committee thereof to certain of the optionee's family members. In the event of certain changes in control of our company, all outstanding options under the 1999 Stock Option Plan, 2000 Stock Option Plan and 2001 Stock Option Plan shall become immediately exercisable.

2004 Stock Plan

Our 2004 Stock Plan was adopted by our board of directors and our stockholders on March 23, 2004. A total of 1,850,000 shares of common stock have been reserved for issuance under the 2004 Stock Plan. The 2004 Stock Plan is administered by our board of directors, or a committee consisting of members appointed by our board of directors, and provides for grants of "incentive stock options" within the meaning of Section 422 of the Internal Revenue Code of 1986, as amended, as well as grants of non-statutory options and purchase rights. Generally, options granted under the 2004 Plan will vest as to 25% of the shares on the first, second, third and fourth anniversaries of the date of grant. Options may only be transferred by will or the laws of descent and distribution. In the event of certain changes in control of our company, all outstanding options and purchase rights under the 2004 Stock Plan shall either be assumed or replaced by the successor company, or upon proper written notice to the grantees, the options and purchase rights will terminate upon the change in control. As of the date of this prospectus, no options or purchase rights have been granted pursuant to the 2004 Stock Plan.

Principal and selling stockholders

The following table sets forth information regarding the beneficial ownership of our common stock as of April 30, 2004, by the following individuals or groups:

- each person or entity known by us to beneficially own more than 5% of our common stock;
- each of the named executive officers;
- each of our directors;
- all directors and executive officers as a group; and
- each selling stockholder.

Beneficial ownership of a security is determined in accordance with the rules and regulations of the SEC. Under these rules, a person is deemed to beneficially own a share of our common stock if that person has or shares voting power or investment power with respect to that share, or has the right to acquire beneficial ownership of that share within 60 days, including through the exercise of any option or other right or the conversion or any other security. Shares issuable under stock options are deemed outstanding for computing the percentage of the person holding options but are not outstanding for computing the percentage of any other person. The percentage of beneficial ownership for the following table is based upon 67,997,721 shares of capital stock outstanding as of April 30, 2004.

Unless otherwise indicated, the address for each listed stockholder is: c/o Blackbaud, Inc., 2000 Daniel Island Drive, Charleston, South Carolina 29492-7541. To our knowledge, except as indicated in the footnotes to this table and pursuant to applicable community property laws, the persons named in the table have sole voting and investment power with respect to all shares of capital stock. To our knowledge, at the time of the acquisition of the securities being sold in this offering the selling stockholders had no agreements, understandings or arrangements with any other persons, either directly or indirectly, to dispose of the securities acquired from us.

Name	Beneficial ownership prior to offering	Shares to be sold in the offering	Shares outstanding after the offering	Percentage of shares beneficially owned	
				Before the offering	After the offering
Five percent stockholders:					
Hellman & Friedman Capital Partners III, L.P. ⁽¹⁾	42,410,769			62.37%	%
H&F Orchard Partners III, L.P. ⁽¹⁾	3,117,278			4.58%	%
H&F International Partners III, L.P. ⁽¹⁾	929,144			1.37%	%
Anthony E. Bakker ⁽²⁾	9,694,532			14.26%	%
Directors and executive officers:					
David R. Tunnell ⁽³⁾	46,457,191			68.32%	%
Robert J. Sywolski ⁽⁴⁾	5,638,791			7.66%	%
Paul V. Barber ⁽⁵⁾	3,330,265			4.90%	%
Louis J. Attanasi ⁽⁶⁾	843,188			1.23%	%
Timothy V. Williams ⁽⁷⁾	750,000			1.09%	%
Gerard J. Zink ⁽⁸⁾	520,039			*	*
Charles T. Cumbaa ⁽⁷⁾	350,000			*	*
Edward M. Roshitsh ⁽⁷⁾	300,000			*	*

Name	Beneficial ownership prior to offering	Shares to be sold in the offering	Shares outstanding after the offering	Percentage of shares beneficially owned	
				Before the offering	After the offering
Christopher R. Todd ⁽⁷⁾	254,740			*	*
Germaine M. Ward ⁽⁷⁾	200,000			*	*
Laura W. Kennedy ⁽⁷⁾	140,038			*	*
Heidi H. Strenck ⁽⁷⁾	143,022			*	*
Anthony J. Powell ⁽⁷⁾	105,038			*	*
Andrew L. Howell ⁽⁷⁾	37,500			*	*
Dr. Sandra J. Hernández ⁽⁷⁾	20,000			*	*
Marco W. Hellman ⁽⁹⁾	—			—	—
Richard S. Braddock	—			—	—
Andrew M. Leitch	—			—	—
Larry E. Robbins	—			—	—
All executive officers and directors as a group (19 people) ⁽¹⁰⁾	59,079,811			77.09%	%
Other selling stockholders:					
Gary F. Thornhill ⁽¹¹⁾	2,423,633				3.56%
JMI Equity Fund IV, L.P. ⁽¹²⁾	2,339,629				3.44%
JMI Euro Equity Fund IV, L.P. ⁽¹²⁾	747,079				1.10%
JMI Equity Fund IV (A1), L.P. ⁽¹²⁾	185,277				*
JMI Equity Side Fund, L.P. ⁽¹³⁾	58,280				*
BT Investment Partners, Inc. ⁽¹⁴⁾	832,565				1.22%
Covestco-Insysco, LLC ⁽¹⁵⁾	832,565				1.22%
Timothy B. Smith	807,877				1.19%
John L. Thompson ⁽¹⁶⁾	646,303				*
Nigel W. H. Cooper ⁽¹⁷⁾	646,302				*
Joseph J. Wezwick	646,302				*
Michael Catanzarite ⁽¹⁸⁾	301,922				*
Deborah Feldman	239,115				*
Squam Lake Investors IV, L.P. ⁽¹⁹⁾	166,514				*
Christian Bonacore	161,576				*
Terak Haus Heiba	161,576				*

* Less than 1%

(1) These shares are currently held by Pobeda Partners Ltd., but ownership will be distributed to its stockholders as specified herein prior to the completion of the offering. Hellman & Friedman Capital Partners III, L.P., H&F Orchard Partners III, L.P. and H&F International Partners III, L.P. are referred to as the "H&F Funds". H&F Investors III is the sole general partner of the H&F Funds. Investment decisions for the H&F Funds with respect to the Blackbaud shares are made by the investment committee of H&F Investors III which is currently composed of Brian Powers, Warren Hellman, Thomas Steyer and Matthew Barger, each of whom disclaims beneficial ownership in the Blackbaud shares except to the extent of his pecuniary interest therein. Membership of the investment committee is subject to change from time to time. The address for each of the H&F Funds is One Maritime Plaza, 12th Floor, San Francisco, California 94111.

(2) Includes 3,205,002 shares held by each of the 1999 Bakker EF Trust, the Anthony E. Bakker 1999 Retained Annuity Trust-TB and the Anthony E. Bakker 1999 Retained Annuity Trust-LC, of which the beneficiaries are Mr. Bakker's children and Mr. Bakker retains investment control. Mr. Bakker disclaims beneficial ownership of the shares held by the 1999 Bakker EF Trust except to the extent of his pecuniary interest therein.

Table of Contents

(3) Consists entirely of those shares held by the H&F Funds (see footnote 1). Mr. Tunnell serves as a managing director of Hellman & Friedman LLC. Mr. Tunnell disclaims beneficial ownership of these shares except to the extent of his indirect pecuniary interest therein.

(4) Consists solely of shares of common stock obtainable upon the exercise of stock options. Does not include shares held by JMI Associates IV, L.L.C., of which Mr. Sywolski is a member.

(5) Consists entirely of those shares held by JMI Equity Fund IV, L.P. and its affiliates of which Mr. Barber serves as a general partner. Mr. Barber disclaims beneficial ownership of these shares except to the extent of his pecuniary interest therein.

(6) Includes 160,249 shares held by the Louis J. Attanasi 1999 Retained Annuity Trust and 358,462 shares of common stock obtainable upon the exercise of stock options.

(7) Consists solely of shares of common stock obtainable upon the exercise of stock options.

(8) Includes 358,462 shares of common stock obtainable upon the exercise of stock options.

(9) Excludes shares held by the H&F Funds, of which Mr. Hellman is a limited partner (see footnote 1). Mr. Hellman may be deemed to have an indirect pecuniary interest (within the meaning of Rule 16a-1 of the Exchange Act) in a portion of the shares beneficially owned by the H&F Funds.

(10) Includes the shares and shares underlying stock options specified in footnotes (3)–(8).

(11) Includes 1,201,876 shares held by the Gary F. Thornhill 1999 Retained Annuity Trust.

(12) These shares are currently held by Pobeda Partners Ltd., but ownership will be distributed to its stockholders as specified herein prior to the completion of the offering. JMI Equity Fund IV, L.P., JMI Euro Equity Fund IV, L.P. and JMI Equity Fund IV (A1), L.P. are referred to as the “JMI Funds”. JMI Associates IV, LLC is the sole general partner of the JMI Funds. Investment decisions for the JMI Funds with respect to the Blackbaud shares are made by the investment committee of JMI Associates IV, LLC which is currently composed of Paul V. Barber, Harry S. Gruner, Bradford D. Woloson, Charles E. Noell, III, Peter C. Arrowsmith and Robert Smith, each of whom disclaims beneficial ownership in the Blackbaud shares except to the extent of his pecuniary interest therein. Membership of the investment committee is subject to change from time to time. The address for each of the JMI Funds is 6109 Paseo Laredo, La Jolla, California 92037.

(13) These shares are currently held by Pobeda Partners Ltd., but ownership will be distributed to its stockholders as specified herein prior to the completion of the offering. Investment decisions for JMI Equity Side Fund IV (AI), L.P. with respect to the Blackbaud shares are made by Charles E. Noell, III, Paul V. Barber and Bradford D. Woloson, each of whom disclaims beneficial ownership in the Blackbaud shares except to the extent of his pecuniary interest therein. The address for JMI Equity Side Fund IV (AI), L.P. is 6109 Paseo Laredo, La Jolla, California 92037.

(14) These shares are currently held by Pobeda Partners Ltd., but ownership will be distributed to its stockholders as specified herein prior to the completion of the offering. BT Investment Partners, Inc. is a subsidiary of Deutsche Bank AG. Deutsche Bank AG has voting and dispositive authority over the shares of Blackbaud held by BT Investment Partners, Inc. Decisions of Deutsche Bank AG are generally made certain employees with ranking of Vice President or higher, currently including Philip von Girsewald, David Shorrock and Christina Seale, each of whom disclaims beneficial ownership except to the extent of his or her pecuniary interest therein. Individuals having investment authority over these shares is subject to change from time to time. The address for BT Investment Partners, Inc. is c/o DB Corporate Investments 345 Park Avenue, 16th Floor, New York, New York 10154.

(15) These shares are currently held by Pobeda Partners Ltd., but ownership will be distributed to its stockholders as specified herein prior to the completion of the offering. Venteura Limited is the Managing Member of Covestco-Insysco LLC. Investment decisions for Covestco-Insysco, LLC with respect to the Blackbaud shares are made by the directors of Venteura Limited, currently Albin Johann, Anton Lotzer and Prince Eugen von Liechtenstein, each of whom disclaims beneficial ownership in the Blackbaud shares except to the extent of his pecuniary interest therein. The address for Covestco-Insysco, LLC is c/o Venteura Limited, Postfach 130, Landstrasse II, FL-9495 Triessen, Liechtenstein.

(16) Includes 320,501 shares held by the John L. Thompson 1999 Retained Annuity Trust.

(17) Includes 160,249 shares held by the Nigel W. H. Cooper 1999 Retained Annuity Trust.

(18) Includes 140,346 shares obtainable upon exercise of stock options.

(19) These shares are currently held by Pobeda Partners Ltd., but ownership will be distributed to its stockholders as specified herein prior to the completion of the offering. GPI, Inc. is the Managing General Partner of Squam Lake Investors IV, L.P. GPI, Inc., through its two-member board of directors, has voting and dispositive authority over the shares held by Squam Lake Investors IV, L.P. Stephen Schaubert and Christopher Zook are the directors of GPI, Inc., and each disclaims beneficial ownership of the shares held by Squam Lake Investors IV, L.P., except to the extent of their indirect interest therein. The address for Squam Lake Investors IV, L.P. is 131 Dartmouth Street, Boston, Massachusetts 02116.

Registration rights

As of December 31, 2003, the holders of approximately 67,854,195 shares of our common stock were entitled to rights with respect to the registration of such shares under the Securities Act of 1933, as amended. Under the terms of the investor rights agreement between us and the holders of such registrable securities, the holders of at least 51% of the then registrable securities, other than the registrable securities held by Pobeda Partners Ltd., are entitled to a demand registration right, pursuant to which they may require us on one occasion, at any time

[Table of Contents](#)

after 180 days following the completion of this offering, to file a registration statement under the Securities Act of 1933 at our expense with respect to at least 50% of their registrable securities having an anticipated net aggregate price (after deducting underwriting commissions and offering expenses) of at least \$5 million, and we are required to use our reasonable best efforts to effect such registration as soon as practicable after such request. In addition, Pobeda Partners, Ltd., and its affiliates, are entitled to four demand registration rights, pursuant to which they may require us at any time after 180 days following the completion of this offering, to file a registration statement under the Securities Act of 1933 including, if requested by the holder, on Form S-3, at our expense with respect to their registrable securities having an anticipated net aggregate price (after deducting underwriting commissions and offering expenses) of at least \$5 million, and we are required to use our reasonable best efforts to effect such registration as soon as practicable after such request. Further, holders of such registrable securities may require us to file one additional registration statement on Form S-3 covering registrable securities having an aggregate price to the public of at least \$500,000 at our expense. Prior to completion of the offering, Pobeda Partners Ltd.'s demand rights will be assigned by Pobeda Partners Ltd. to Hellman & Friedman Capital Partners III, L.P. and its affiliated funds. Under certain circumstances, the holders initiating their demand rights described in this paragraph may request an underwritten offering. Holders of registrable securities also have the right to include registrable securities in any future registration of our securities, other than registrations relating solely to employee benefit plans, registrations made on Form S-4 or Form S-8, registrations pursuant to which we are offering to exchange our own securities, or registrations relating solely to dividend reinvestment or similar plans.

All of the registration rights described above terminate with respect to any stockholder holding registration rights after the later of two years following the consummation of our initial public offering or the date on which such holder is able to dispose of all of his, her or its shares of our common stock having registration rights in a 90-day period pursuant to Rule 144 promulgated by the SEC. In addition, common stock ceases to be considered registrable securities when such common stock may be sold pursuant to Rule 144. These registration rights are also subject to certain conditions and limitations, including the right of the underwriters of an offering to limit the number of shares included in such registration and our right not to effect a requested registration within 180 days following the effective date of an offering of our securities pursuant to Form S-1, including the offering made by this prospectus.

We granted our Chief Executive Officer, Robert J. Sywolski, the right to include shares issued upon exercise of his stock option in any future registration of our securities, other than registrations relating solely to employee benefit plans, registrations made on Form S-4 or Form S-8, registrations pursuant to which we are offering to exchange our own securities, or registrations relating solely to dividend reinvestment or similar plans. These registration rights terminate after the later of five years following the consummation of our initial public offering or the date on which Mr. Sywolski is able to dispose of all of his shares of our common stock having registration rights in a 90-day period pursuant to Rule 144 promulgated by the SEC. These registration rights are also subject to certain conditions and limitations, including the right of the underwriters of an offering to limit the number of shares included in such registration.

Certain relationships and related transactions

We describe below some of the transactions we have entered into with one or more of the selling stockholders. In addition, certain relationships and related transactions with respect to the selling stockholders and the underwriters are set forth in "Underwriting" beginning on page 84.

We entered into a lease agreement dated as of October 13, 1999 with Duck Pond Creek, LLC to lease the space for our headquarters in Charleston, South Carolina. Duck Pond Creek is a South Carolina limited liability company, 60% of which is owned by Anthony E. Bakker, a stockholder who beneficially owns approximately 14% of our capital stock prior to this offering, and 4% of which is owned by each of Louis J. Attanasi and Gerard J. Zink, two of our named executive officers. Under this lease, we made payments to Duck Pond Creek totaling approximately \$4.3 million in 2001, 2002 and 2003. The term of the lease is for 10 years with two five-year renewal options. The current annual base rent of the lease is approximately \$4.3 million. The base rate escalates annually at a rate equal to the change in the consumer price index, as defined in the agreement. Based on publicly-available survey data on office space rental rates in our area at the time we entered into the lease, we believe that this lease agreement is on terms at least as favorable to us as could have been obtained from an unaffiliated third party.

We are party to a trademark license and promotional agreement dated as of October 13, 1999 with Charleston Battery, Inc., pursuant to which we pay to Charleston Battery, Inc. an annual fee for the naming rights to a stadium located in Charleston, South Carolina named "Blackbaud Stadium". Charleston Battery is principally owned by Anthony E. Bakker, a stockholder who beneficially owns approximately 14% of our capital stock prior to this offering. Under this agreement, we made payments to Charleston Battery of \$200,000 in each of 2001, 2002 and 2003. This agreement is scheduled to terminate in October 2009. While we did not evaluate fees payable for naming rights to similarly sized stadiums in comparable markets, if any, we believe that the terms of this agreement are at least as favorable to us as could have been obtained from an unaffiliated third party.

We entered into a common stock purchase agreement dated as of June 1, 2001 with certain of our stockholders, pursuant to which such stockholders purchased an aggregate of 3,333,334 shares of our common stock at \$3.00 per share. In this transaction, certain trusts established by Anthony E. Bakker, a stockholder who beneficially owns approximately 14% of our capital stock prior to this offering, acquired 2,000,001 shares of our common stock, and Louis J. Attanasi and Gerard J. Zink, two of our named executive officers, acquired 100,000 and 33,334 shares of our common stock, respectively.

Description of capital stock

On the closing of this offering, under our certificate of incorporation our authorized capital stock will consist of 180,000,000 shares of common stock, par value \$0.001 per share, and 20,000,000 shares of preferred stock, par value \$0.001 per share. As of April 30, 2004, there were 67,997,721 shares of common stock outstanding that were held of record by 20 stockholders. On the closing of this offering, no shares of preferred stock will be outstanding. Our board of directors may fix the relative rights and preferences of each series of preferred stock in a resolution of the board of directors.

Common stock

Voting rights

The holders of common stock are entitled to one vote per share on all matters to be voted on by the stockholders, and there are no cumulative voting rights. Generally, all matters to be voted on by stockholders must be approved by a majority (or, in the case of election of directors, by a plurality) of the votes entitled to be cast by all shares of common stock present in person or represented by proxy, subject to any voting rights granted to holders of any preferred stock.

Dividends

The holders of common stock are entitled to receive ratable dividends, if any, payable in cash, in stock or otherwise if, as and when declared from time to time by the board of directors out of funds legally available for the payment of dividends, subject to any preferential rights that may be applicable to any outstanding preferred stock.

Other rights

In the event of a liquidation, dissolution, or winding up of our company, after payment in full of all outstanding debts and other liabilities, the holders of common stock are entitled to share ratably in all remaining assets, subject to prior distribution rights of preferred stock, if any, then outstanding. No shares of common stock have preemptive rights or other subscription rights to purchase additional shares of common stock. There are no redemption or sinking fund provisions applicable to the common stock. All outstanding shares of common stock are fully paid and nonassessable, and the shares of common stock to be issued on completion of this offering will be fully paid and nonassessable. The rights, preferences and privileges of holders of common stock will be subject to, and may be adversely affected by, the rights of holders of any preferred stock that may be issued in the future. All shares of common stock which are acquired by us shall be available for reissuance by us at any time.

Preferred stock

On the closing of this offering, no shares of preferred stock will be outstanding. Our board of directors has the authority to issue up to an aggregate of 20,000,000 shares of preferred stock in one or more classes or series and to determine, with respect to any such class or series, the designations, powers, preferences and rights of such class or series, and the qualifications, limitations and restrictions thereof, including dividend rights, dividend rates, conversion rights, voting rights, terms of redemption (including sinking fund provisions), redemption prices, liquidation preferences and the number of shares constituting any class or series or the designation of such class or series, without further vote or action by the stockholders. The

[Table of Contents](#)

exercise of this authority eliminates delays associated with a stockholder vote in specific instances. We believe that the ability of the board of directors to issue one or more series of preferred stock will provide us with flexibility in structuring possible future financings and acquisitions and in meeting other corporate needs that might arise. The ability of the board of directors to issue preferred stock, while providing flexibility in connection with possible acquisitions, raising additional capital and other corporate purposes, could have the effect of making it more difficult for a third party to acquire, or of discouraging a third party from acquiring, a majority of our outstanding voting stock. Our board of directors could issue preferred stock having terms that could discourage a potential acquiror from making, without first negotiating with the board of directors, an acquisition attempt through which such acquiror may be able to change the composition of the board of directors, including a tender offer or other takeover attempt.

The voting and other rights of the holders of common stock will be subject to, and may be adversely affected by, the rights of holders of any preferred stock that may be issued in the future.

Anti-takeover effects of Delaware law and provisions of our certificate of incorporation and bylaws

Certain of the provisions of Delaware law and our certificate of incorporation and bylaws discussed below may have the effect of making more difficult or discouraging a tender offer, proxy contest or other takeover attempt. Those provisions, summarized below, include a classified board of directors with staggered terms and requirements for advance notice of actions proposed by stockholders for consideration at meetings of the stockholders. These provisions are expected to encourage persons seeking to acquire control of our company to first negotiate with our board of directors. We believe that the benefits of increasing our ability to negotiate with the proponent of an unfriendly or unsolicited proposal to acquire or restructure our company outweigh the disadvantages of discouraging these proposals because negotiation of these proposals could result in an improvement of their terms.

Delaware anti-takeover law

We are subject to Section 203 of the Delaware General Corporation Law, an anti-takeover law. In general, Section 203 prohibits a publicly held Delaware corporation from engaging in a "business combination" with an "interested stockholder" for a period of three years following the date the person became an interested stockholder, unless:

- the board of directors approves the transaction in which the stockholder became an interested stockholder prior to the date the interested stockholder attained that status;
- when the stockholder became an interested stockholder, he or she owned at least 85% of the voting stock of the corporation outstanding at the time the transaction commenced, excluding shares owned by persons who are directors and also officers and certain shares owned by employee benefits plans; or
- on or subsequent to the date the business combination is approved by the board of directors, the business combination is authorized by the affirmative vote of at least 66 2/3% of the voting stock of the corporation at an annual or special meeting of stockholders.

Generally, a "business combination" includes a merger, asset or stock sale, or other transaction resulting in a financial benefit to the interested stockholder. Generally, an "interested

[Table of Contents](#)

stockholder" is a person who, together with affiliates and associates, owns, or is an affiliate or associate of the corporation and within three years prior to the determination of interested stockholder status did own, 15% or more of a corporation's voting stock.

Our certificate of incorporation provides that Hellman & Friedman Capital Partners III, L.P., H&F Orchard Partners III, L.P., H&F International Partners III, L.P., or any successor to all or substantially all of their assets, or any affiliate thereof, or any person or entity to which any of the foregoing stockholders transfers shares of our voting stock in a transaction other than an underwritten, broadly distributed public offering, regardless of the total percentage of our voting stock owned by such stockholder or such person or entity, shall not be deemed an "interested stockholder" for purposes of Section 203 of the Delaware General Corporation Law.

The existence of this provision would be expected to have an anti-takeover effect with respect to transactions not approved in advance by our board of directors, including discouraging attempts that might result in a premium over the market price for the shares of our common stock.

Certificate of incorporation and bylaws provisions

Classified board of directors. Our board of directors is divided into three classes of directors, as nearly equal in number as possible, with each class serving a staggered term of three years. Any vacancy on the board of directors, regardless of the reason for the vacancy, may be filled by vote of the majority of the directors then in office, except in the case of a vacancy caused by action of our stockholders, which vacancy may only be filled by our stockholders. Directors may be removed from office at any time with or without cause, but only by the holders of a majority of the shares entitled to vote at an election of directors. The classification of directors will have the effect of making it more difficult for stockholders to change the composition of our board of directors and could also discourage a third-party from making a tender offer or otherwise attempting to obtain control of our company and may maintain the incumbency of our board of directors, as the classification of the board of directors generally increases the difficulty of replacing a majority of the directors.

Advance notice requirement for stockholder proposals. Our bylaws contain an advance notice procedure for stockholders proposals to be brought before a meeting of stockholders, including any proposed nominations of persons for election to our board of directors. Stockholders at a meeting may only consider proposals or nominations specified in the notice of meeting or brought before the meeting by or at the direction of our board of directors or by a stockholder who was a stockholder of record on the record date for the meeting, who is entitled to vote at the meeting, who has given to our secretary timely written notice, in proper form, of the stockholder's intention to bring that business before the meeting, and who has otherwise complied with our bylaws. Although the bylaws do not give our board of directors the power to approve or disapprove stockholder nominations of candidates for election to our board of directors or proposals regarding other business to be conducted at a special or annual meeting of the stockholders, the bylaws may have the effect of precluding the conduct of business at a meeting if the proper procedures are not followed or may discourage or deter a potential acquiror from conducting a solicitation of proxies to elect its own slate of directors or otherwise attempting to obtain control of our company. By requiring advance notice of other proposed business, the stockholder advance notice procedure will also provide a more orderly procedure for conducting annual meeting of stockholders and, to the extent deemed necessary or desirable by the board of directors, will provide the board of directors with an opportunity to inform stockholders, prior to such meetings, of any business proposed to be conducted at

[Table of Contents](#)

such meetings, together with any recommendations as to the board of directors' position regarding action to be taken with respect to such business, so that stockholders can better decide whether to attend such a meeting or to grant a proxy regarding the disposition of any such business.

Transfer agent and registrar

The transfer agent and registrar for the common stock is Wachovia Bank, N.A., and its telephone number is (800) 829-8432.

Shares eligible for future sale

Prior to this offering, there has been no public market for our common stock. Future sales of our common stock in the public market, or the availability of such shares for sale in the public market, could adversely affect market prices prevailing from time to time. As described below, only a limited number of shares will be available for sale shortly after this offering due to contractual and legal restrictions on resale. Nevertheless, sales of our common stock in the public market after such restrictions lapse, or the perception that those sales may occur, could adversely affect the prevailing market price at such time and our ability to raise equity capital in the future.

Sale of restricted shares

Upon the closing of this offering, we will have outstanding an aggregate of approximately _____ shares of common stock. Of these shares, the shares of common stock to be sold in this offering will be freely tradable without restriction or further registration under the Securities Act, unless the shares are held by any of our "affiliates" as such term is defined in Rule 144 of the Securities Act. All remaining shares held by our existing stockholders were issued and sold by us in private transactions and are eligible for public sale only if registered under the Securities Act or if they qualify for an exemption from registration under Rule 144 or Rule 701 under the Securities Act, which rules are summarized below.

As a result of the lock-up agreements described below and the provisions of Rule 144, Rule 144(k) and Rule 701 under the Securities Act, the shares of our common stock (excluding the shares sold in this offering) will be available for sale in the public market as follows:

- _____ shares will be eligible for sale on the date of this prospectus;
- _____ shares will be eligible for sale 90 days after the date of this prospectus;
- _____ shares will be eligible for sale upon the expiration of the lock-up agreements, described below, beginning 180 days after the date of this prospectus; and
- _____ shares will be eligible for sale, upon the exercise of vested options, 180 days after the date of this prospectus.

The remaining _____ shares held by existing stockholders will become eligible for sale at various times on or before _____, 200 .

Lock-up agreements

An aggregate of _____ shares outstanding as of _____, 2004, representing over _____ % of our outstanding shares, will be subject to "lock-up" agreements on the effective date of this offering. Our executive officers and directors and certain other existing stockholders have agreed with the underwriters not to sell or otherwise dispose of any of their shares for a period of 180 days after the date of this prospectus. J.P. Morgan Securities Inc. on behalf of the underwriters may, however, in its sole discretion and without notice, release all or any portion of the shares from the restrictions in these lock-up agreements. To the extent that any of our stockholders have not entered into lock-up agreements with the underwriters, substantially all of these stockholders are subject to separate lock-up agreements with us, which agreements provide that these stockholders may not sell their shares for 180 days after the date of this prospectus. We have agreed with the underwriters not to release any of these

[Table of Contents](#)

company lock-ups without the prior consent of J.P. Morgan Securities Inc. on behalf of the underwriters.

Rule 144

In general, under Rule 144 as currently in effect, beginning 90 days after the date of this prospectus, a person who has beneficially owned shares of our common stock for at least one year would be entitled to sell in "broker's transactions" or to market makers, within any three-month period, a number of shares that does not exceed the greater of:

- 1% of the number of shares of common stock then outstanding (which will equal approximately _____ shares immediately after this offering); or
- the average weekly trading volume in our common stock on the Nasdaq National Market during the four calendar weeks preceding the filing of a notice on Form 144 with respect to the sale.

Sales under Rule 144 are generally subject to the availability of current public information about us.

Based upon the number of shares outstanding at _____, 2004, an aggregate of approximately _____ shares of our common stock will be eligible to be sold pursuant to Rule 144, subject to the volume restrictions described above, beginning 90 days after the date of this prospectus. However, all but _____ of such shares are subject to the lock-up agreements described above and will only become eligible for sale upon the expiration or termination of such agreements, generally 180 days after the date of this prospectus.

Rule 144(k)

Under Rule 144(k), a person who is not deemed to have been an affiliate of us at any time during the 90 days preceding a sale, and who has beneficially owned the shares proposed to be sold for at least two years, is entitled to sell shares without having to comply with the manner of sale, public information, volume limitation or notice filing provisions of Rule 144. Therefore, unless otherwise restricted, "144(k) shares" may be sold immediately upon the completion of this offering. Based upon the number of shares outstanding at _____, 2004, an aggregate of approximately _____ shares of our common stock will be eligible to be sold pursuant to Rule 144(k) after the date of this prospectus. However, all but _____ of such shares are subject to the lock-up agreements described above and will only become eligible for sale upon the expiration or termination of such agreements.

Rule 701

Under Rule 701, certain of our employees, directors, officers, consultants or advisors who acquire shares from us in connection with a compensatory stock or option plan or other written agreement before the effective date of this offering are entitled to sell shares 90 days after the effective date of this offering in reliance on Rule 144, without having to comply with the holding period and notice filing requirements of Rule 144 and, in the case of non-affiliates, without having to comply with the public information, volume limitation or notice filing provisions of Rule 144.

The SEC has indicated that Rule 701 will apply to typical stock options granted by an issuer before it becomes subject to the reporting requirements of the Securities Exchange Act of 1934 along with the shares acquired upon exercise of the options (including exercises after the date

[Table of Contents](#)

of this prospectus). Securities issued in reliance on Rule 701 are restricted securities and, subject to the contractual restrictions described above, beginning 90 days after the date of this prospectus, may be sold by persons other than "affiliates" (as defined in Rule 144) subject only to the manner of sale provisions of Rule 144 and by "affiliates" under Rule 144 without compliance with its one-year minimum holding period requirements.

Based upon the number of shares outstanding at _____, 2004, an aggregate of approximately _____ shares of our common stock which are outstanding as of _____, 2004 and approximately _____ shares of our common stock that may be acquired upon exercise of options outstanding as of _____, 2004 will be eligible to be sold pursuant to Rule 701 beginning 90 days after the date of this prospectus, subject to the vesting provisions that may be contained in individual option agreements. However, all of such shares are subject to the lock-up agreements described above and will only become eligible for sale upon the expiration or termination of such agreements.

U.S. federal tax considerations for non-U.S. holders of common stock

The following is a summary of the material U.S. federal income tax considerations for non-U.S. holders of our common stock and is based upon current provisions of the Internal Revenue Code of 1986, as amended (which we refer to as the "Code"), Treasury regulations thereunder, existing rulings of the Internal Revenue Service (which we refer to as the "IRS") and judicial decisions, all of which are subject to change. Any such change could apply retroactively and could adversely affect the consequences described below.

As used in this summary, a "U.S. Person" is:

- an individual who is a citizen of the United States or who is resident in the United States for U.S. federal income tax purposes;
- a corporation, or other entity taxable as a corporation, that is created or organized under the laws of the United States or any political subdivision thereof;
- a partnership, or other entity taxable as a partnership, that (1) is created or organized under the laws of the United States or any political subdivision thereof, and (2) is not treated as a foreign partnership under applicable Treasury regulations;
- an estate the income of which is subject to U.S. federal income taxation regardless of its source; or
- a trust (1) that is subject to the primary supervision of a court within the United States and for which one or more U.S. persons (as described in Section 7701(a)(30) of the Code) have the authority to control all of the substantial decisions, or (2) that was treated as a domestic trust on August 19, 1996, and has a valid election in effect under applicable Treasury regulations to be treated as a U.S. person.

As used in this summary, a "non-U.S. Holder" is any person who is a beneficial owner of shares of our common stock and who is not a U.S. Person.

This summary does not discuss U.S. federal tax consequences to U.S. holders. It also does not discuss all U.S. federal income tax considerations that may be relevant to non-U.S. Holders in light of their particular circumstances or that may be relevant to certain holders that are subject to special treatment under U.S. federal income tax law (for example, insurance companies, tax-exempt organizations, financial institutions, dealers in securities, persons who hold shares as part of a straddle, hedging, constructive sale, or conversion transaction and persons who acquire shares through exercise of employee stock options or otherwise as compensation for services). This summary does not address certain special rules that apply to non-U.S. Holders that are "controlled foreign corporations," "foreign personal holding companies," "passive foreign investment companies" or corporations that accumulate earnings to avoid U.S. federal income tax. Furthermore, this summary does not address any aspects of state, local or foreign taxation. This summary is limited to those persons that hold shares of our common stock as "capital assets" within the meaning of Section 1221 of the Code. In the case of any non-U.S. Holder who is an individual, the following discussion assumes that this individual was not formerly a U.S. citizen, and was not formerly a resident of the United States for U.S. federal income tax purposes.

[Table of Contents](#)

If a partnership holds our common stock, the tax treatment of a partner will generally depend upon the status of the partner and the activities of the partnership. If you are a partner of a partnership holding our common stock, you should consult your tax advisor.

This summary is included for general information only. Potential investors should consult their own tax advisors with respect to their particular circumstances.

Dividends on shares

A dividend received by a non-U.S. Holder (including a payment received in a redemption that does not qualify as an "exchange" under Section 302(b) of the Code) on shares of our common stock will be subject to withholding of U.S. federal income tax at a rate of 30% (or such lower rate as may be specified by an applicable income tax treaty), unless the dividend income is effectively connected with a U.S. trade or business conducted by the Non-U.S. Holder (and the non-U.S. Holder provides us with a properly executed IRS Form W-8ECI certifying such fact). This withholding applies even if the non-U.S. Holder has furnished the certification required to avoid backup withholding (see "Backup Withholding and Information Reporting" below) with respect to the dividend. Any dividend that is effectively connected with a U.S. trade or business conducted by the non-U.S. Holder will be subject to U.S. federal income tax at normal graduated rates (and if the non-U.S. Holder is a corporation, the dividend may also be subject to an additional branch profits tax). In order to claim treaty benefits (such as a reduction in the rate of U.S. withholding tax), the non-U.S. Holder must deliver to us a properly executed IRS Form W-8BEN or Form W-8IMY prior to the dividend payment. If the non-U.S. Holder is an entity that is classified for U.S. federal income tax purposes as a partnership, then unless the partnership has entered into a withholding agreement with the IRS, the partnership will be required, in addition to providing an IRS Form W-8IMY, to attach an appropriate certification by each partner, and to attach a statement allocating the dividend income among the various partners.

If you are eligible for a reduced rate of U.S. withholding tax pursuant to an income tax treaty, then you may obtain a refund of any excess amounts withheld by filing an appropriate claim for refund with the IRS.

Sale of shares

Any gain or loss recognized by a non-U.S. Holder upon a sale of shares (including a redemption that qualifies as an "exchange" under Section 302(b) of the Code) will be a capital gain or loss. Any such capital gain will not be subject to U.S. federal income tax, unless: (1) the gain is effectively connected with a U.S. trade or business conducted by the non-U.S. Holder; (2) the non-U.S. Holder is an individual who is present in the United States for 183 days or more in the taxable year of the sale and certain other conditions are met; or (3) we are, or have been during certain periods preceding the disposition, a "United States real property holding corporation" and either our shares are not regularly traded on an established securities market or you have owned more than 5% of our common stock at any time during a specified period. If you are described in clause (1), you will be subject to tax on the gain derived from the sale under regular graduated U.S. federal income tax rates and, if you are a foreign corporation, you may also be subject to a branch profits tax equal to 30% of your effectively connected earnings and profits or at such lower rate as may be specified by an applicable income tax treaty. If you are described in clause (2), you will be subject to a flat 30% tax on gain derived from the sale, which may be offset by U.S. source capital losses (even though you are not

[Table of Contents](#)

considered a resident of the United States for income tax purposes). We do not believe we are a "United States real property holding corporation," and we do not expect ever to become one.

Backup withholding and information reporting

We must report annually to the IRS and to each non-U.S. Holder the amount of dividends paid to a non-U.S. Holder and the tax withheld (if any). This information may also be made available to the tax authorities in the non-U.S. Holder's country of residence. A Non-U.S. Holder will not be subject to backup withholding on dividends on our shares if the owner of the shares certifies under penalties of perjury that it is not a U.S. Person (such certification may be made on an IRS Form W-8BEN), or otherwise establishes an exemption. If a Non-U.S. Holder sells shares through a U.S. office of a U.S. or foreign broker, the payment of the sale proceeds by the broker will be subject to information reporting and backup withholding, unless the owner of the shares provides the certification described above (and the payor does not have actual knowledge or reason to know that the beneficial owner is a U.S. Person) or otherwise establishes an exemption. If a non-U.S. Holder sells shares through a foreign office of a broker, backup withholding is not required. Information reporting is required if (i) the broker does not have documentary evidence that the holder is not a U.S. Person, and (ii) the broker is a U.S. Person or has certain other connections to the United States.

Amounts withheld from a non-U.S. Holder under the backup withholding rules are generally allowable as a credit against the U.S. federal income tax liability (if any) of the non-U.S. Holder, and the non-U.S. Holder may obtain a refund of any amounts withheld that exceed the non-U.S. Holder's actual U.S. federal income tax liability, provided that the required information is furnished to the IRS.

U.S. estate tax

Any shares of our common stock that are held by an individual who is not a citizen of the United States and who is not domiciled in the United States at the time of his or her death generally will be treated as U.S.-situs assets for U.S. federal estate tax purposes and will be subject to U.S. federal estate tax, except as may otherwise be provided by an applicable estate tax treaty between the United States and the decedent's country of residence.

The preceding discussion of the material federal income tax consequences of the ownership and disposition of our common stock is for general information only and is not tax advice. Accordingly, you should consult your own tax advisor as to the particular tax consequences to you of purchasing, holding and disposing of our common stock, including the applicability and effect of state, local or foreign tax laws, and of any proposed changes in applicable law.

Underwriting

J.P. Morgan Securities Inc. and Banc of America Securities LLC are acting as joint book-running managers for this offering. Thomas Weisel Partners LLC and Wachovia Capital Markets, LLC are acting as co-managers for this offering.

We, our selling stockholders and the underwriters named below have entered into an underwriting agreement covering the common stock to be sold in this offering. The selling stockholders are selling all of the common shares pursuant to this offering. Each underwriter has agreed to purchase the number of shares of common stock set forth opposite its name in the following table:

Name	Number of shares
J.P. Morgan Securities Inc.	
Banc of America Securities LLC	
Thomas Weisel Partners LLC	
Wachovia Capital Markets, LLC	
Total	

The underwriting agreement provides that if the underwriters take any of the shares presented in the table above, then they must take all of these shares. No underwriter is obligated to take any shares allocated to a defaulting underwriter except under limited circumstances. The underwriting agreement provides that the obligations of the underwriters are subject to certain conditions precedent, including the absence of any material adverse change in our business and the receipt of certificates, opinions and letters from us, our counsel and our independent auditors.

The underwriters are offering the shares of common stock, subject to the prior sale of shares, and when, as and if such shares are delivered to and accepted by them. The underwriters will initially offer to sell shares to the public at the initial public offering price shown on the front cover page of this prospectus. The underwriters may sell shares to securities dealers at a discount of up to \$ _____ per share from the initial public offering price. Any such securities dealers may resell shares to certain other brokers or dealers at a discount of up to \$ _____ per share from the initial public offering price. After the initial public offering, the underwriters may vary the public offering price and other selling terms.

If the underwriters sell more shares than the total number shown in the table above, the underwriters have the option to buy up to an additional _____ shares of common stock from the selling stockholders to cover such sales. They may exercise this option during the 30-day period from the date of this prospectus. If any shares are purchased with this option, the underwriters will purchase the shares in approximately the same proportion as shown in the table above.

[Table of Contents](#)

Underwriting discounts and commissions

The following table shows the per share and total underwriting discounts and commissions that the selling stockholders will pay to the underwriters. These amounts are shown assuming both no exercise and full exercise of the underwriters' option to purchase additional shares.

	Without over-allotment exercise	With over-allotment exercise
Per share	\$	\$
Total	\$	\$

We estimate that the total expenses of this offering, excluding discounts and commissions, will be approximately \$, which includes legal, accounting and printing costs and various other fees associated with registration and listing of our common stock.

The underwriters have advised us that they may make short sales of our common stock in connection with this offering, resulting in the sale by the underwriters of a greater number of shares than they are required to purchase pursuant to the underwriting agreement. The short position resulting from those short sales will be deemed a "covered" short position to the extent that it does not exceed the shares subject to the underwriters' over-allotment option and will be deemed a "naked" short position to the extent that it exceeds that number. A naked short position is more likely to be created if the underwriters are concerned that there may be downward pressure on the trading price of the common stock in the open market that could adversely affect investors who purchase shares in this offering. The underwriters may reduce or close out their covered short position either by exercising the over-allotment option or by purchasing shares in the open market. In determining which of these alternatives to pursue, the underwriters will consider the price at which shares are available for purchase in the open market as compared to the price at which they may purchase shares through the over-allotment option. Any "naked" short position will be closed out by purchasing shares in the open market. Similar to the other stabilizing transactions described below, open market purchases made by the underwriters to cover all or a portion of their short position may have the effect of preventing or retarding a decline in the market price of our common stock following this offering. As a result, our common stock may trade at a price that is higher than the price that otherwise might prevail in the open market.

The underwriters have advised us that, pursuant to Regulation M under the Securities Act of 1933, they may engage in transactions, including stabilizing bids or the imposition of penalty bids, that may have the effect of stabilizing or maintaining the market price of the shares of common stock at a level above that which might otherwise prevail in the open market. A "stabilizing bid" is a bid for or the purchase of shares of common stock on behalf of the underwriters for the purpose of fixing or maintaining the price of the common stock. A "penalty bid" is an arrangement permitting the underwriters to claim the selling concession otherwise accruing to an underwriter or syndicate member in connection with the offering if the common stock originally sold by that underwriter or syndicate member is purchased by the underwriters in the open market pursuant to a stabilizing bid or to cover all or part of a syndicate short position. The underwriters have advised us that stabilizing bids and open market purchases may be effected on The Nasdaq National Market, in the over-the-counter market or otherwise and, if commenced, may be discontinued at any time.

[Table of Contents](#)

A prospectus in electronic format may be made available on the website maintained by certain underwriters and one or more of the underwriters in this offering may distribute prospectuses electronically. The underwriters may agree to allocate a number of shares to underwriters for sale to their online brokerage account holders. Internet distributions will be allocated by the joint book-running managers and co-managers to underwriters that may make Internet distributions on the same basis as other allocations.

We and the selling stockholders have agreed to indemnify the underwriters against certain liabilities, including liabilities under the Securities Act of 1933.

We, our executive officers and directors and our selling stockholders have agreed that, during the period beginning from the date of this prospectus and continuing to and including the date 180 days after the date of this prospectus, none of us will, directly or indirectly, offer, sell, offer to sell, contract to sell or otherwise dispose of any shares of our common stock without the prior written consent of J.P. Morgan Securities Inc., except in limited circumstances, including the issuance of shares of common stock by us in connection with an acquisition, provided that the recipient of the shares agrees to be bound by these lock-up arrangements.

The underwriters have reserved for sale, at the initial public offering price, up to 5% of the shares of common stock for our employees who express an interest in purchasing these shares of common stock in this offering. The number of shares available for sale to the general public in the offering will be reduced to the extent these persons purchase reserved shares. Any reserved shares not purchased by these persons will be offered by the underwriters to the general public on the same terms as the other shares offered in this offering. All sales of shares pursuant to the directed share program will be made at the public offering price set forth on the cover page of this prospectus. The shares purchased by our employees in this directed share program will not be subject to the lock-up provisions described in the immediately preceding paragraph.

The underwriters have informed us that they do not intend sales to discretionary accounts to exceed five percent of the total number of shares of our common stock offered by them and that no sales to discretionary accounts may be made without prior written approval of the customer.

We have applied to list our common stock on The Nasdaq National Market under the symbol BLKB. The underwriters intend to sell shares of our common stock to a minimum of _____ beneficial owners in lots of _____ or more so as to meet the distribution requirements of this listing.

There has been no public market for our common stock prior to this offering. We, the underwriters and the selling stockholders will negotiate the initial public offering price. In determining the initial public offering price, we, the underwriters and the selling stockholders expect to consider a number of factors in addition to prevailing market conditions, including:

- the history of and prospects for our industry and for software companies generally;
- an assessment of our management;
- our present operations;
- our historical results of operations;
- the trend of our revenues and earnings; and
- our earnings prospects.

Table of Contents

We, the underwriters and the selling stockholders will consider these and other relevant factors in relation to the price of similar securities of generally comparable companies. Neither we, the selling stockholders nor the underwriters can assure investors that an active trading market will develop for the common stock, or that the common stock will trade in the public market at or above the initial public offering price.

From time to time in the ordinary course of their respective businesses, certain of the underwriters and their affiliates have engaged in and may in the future engage in commercial banking and/or investment banking transactions with us and our affiliates. Wachovia Bank, N.A., an affiliate of Wachovia Capital Markets, LLC, is our transfer agent and is syndication agent and a lender under our bank credit facility and receives customary fees relating thereto.

Legal matters

The validity of the issuance of our shares of common stock offered by this prospectus will be passed upon for us by Wyrick Robbins Yates & Ponton LLP, Raleigh, North Carolina. Larry E. Robbins, a partner of Wyrick Robbins Yates & Ponton LLP, serves on our board of directors. Legal matters relating to this offering will be passed upon for the underwriters by Cravath, Swaine & Moore LLP, New York, New York, and for the selling stockholders by Wyrick Robbins Yates & Ponton LLP, Raleigh, North Carolina, except with respect to Hellman & Friedman Capital Partners III, L.P., H&F Orchard Partners III, L.P. and H&F International Partners III, L.P., for whom such matters will be passed upon by Wachtell, Lipton, Rosen & Katz, New York, New York.

Experts

The consolidated financial statements as of December 31, 2003 and 2002 and for each of the three years in the period ended December 31, 2003 included in this prospectus have been so included in reliance on the report of PricewaterhouseCoopers LLP, independent accountants, given on the authority of said firm as experts in auditing and accounting.

Where you can find more information

We have filed with the SEC a registration statement on Form S-1, including exhibits, under the Securities Act of 1933 with respect to the shares of our common stock to be sold in the offering. This prospectus does not contain all of the information set forth in the registration statement. For further information with respect to us and the shares to be sold in the offering, reference is made to the registration statement and the exhibits attached to the registration statement. Statements contained in this prospectus as to the contents of any contract, agreement or other document referred to are not necessarily complete. As a result of this offering, we will become subject to the information and reporting requirements of the Securities Exchange Act of 1934 and will file annual, quarterly and current reports, proxy statements and other information with the SEC.

You may read and copy all or any portion of the registration statement or any reports, statements or other information that we file at the SEC's Public Reference Room at 450 Fifth Street, N.W., Washington, D.C. 20549. You can request copies of these documents, upon payment of a duplicating fee, by writing to the SEC. Please call the SEC at 1-800-SEC-0330 for further information on the operation of the Public Reference Room. Our SEC filings, including the registration statement, are also available to you on the SEC's web site <http://www.sec.gov>.

Index to consolidated financial statements

	Page
Report of independent auditors	F-2
Consolidated balance sheets as of December 31, 2002 and 2003	F-3
Consolidated statements of operations for the years ended December 31, 2001, 2002 and 2003	F-4
Consolidated statements of cash flows for the years ended December 31, 2001, 2002 and 2003	F-5
Consolidated statements of shareholders' equity (deficit) and comprehensive income for the years ended December 31, 2001, 2002 and 2003	F-6
Notes to consolidated financial statements	F-7

Report of independent auditors

To the Board of Directors and Shareholders of
Blackbaud, Inc.

In our opinion, the accompanying consolidated balance sheets and the related consolidated statements of operations, cash flows and shareholders' equity (deficit) and comprehensive income present fairly, in all material respects, the financial position of Blackbaud, Inc. and its subsidiaries (the "Company") at December 31, 2003 and 2002, and the results of their operations and their cash flows for each of the three years in the period ended December 31, 2003 in conformity with accounting principles generally accepted in the United States of America. These financial statements are the responsibility of the Company's management; our responsibility is to express an opinion on these financial statements based on our audits. We conducted our audits of these statements in accordance with auditing standards generally accepted in the United States of America, which require that we plan and perform the audit to obtain reasonable assurance about whether the financial statements are free of material misstatement. An audit includes examining, on a test basis, evidence supporting the amounts and disclosures in the financial statements, assessing the accounting principles used and significant estimates made by management, and evaluating the overall financial statement presentation. We believe that our audits provide a reasonable basis for our opinion.

As discussed in Note 1, the Company adopted Statement of Financial Accounting Standards No. 142, "Goodwill and Other Intangible Assets" as of January 1, 2002.

/s/ PricewaterhouseCoopers LLP

Raleigh, North Carolina
February 20, 2004

Blackbaud, Inc.
Consolidated balance sheets

December 31, (in thousands, except share amounts)	2002	2003
Assets		
Current assets:		
Cash and cash equivalents	\$ 18,703	\$ 6,708
Accounts receivable, net of allowance of \$1,209 and \$1,222, respectively	13,148	14,518
Prepaid expenses and other current assets	1,252	2,713
Deferred tax asset, current portion	2,114	1,799
Total current assets	35,217	25,738
Property and equipment, net	6,701	6,621
Deferred tax asset	88,829	86,966
Goodwill	852	1,386
Deferred financing fees, net	1,014	156
Other assets	294	99
Total assets	\$132,907	\$120,966
Liabilities and Shareholders' Equity		
Current liabilities:		
Trade accounts payable	\$ 2,116	\$ 2,590
Current portion of long-term debt and capital lease obligations	5,295	142
Accrued expenses and other current liabilities	7,756	9,659
Deferred revenue	39,047	43,673
Total current liabilities	54,214	56,064
Long-term debt and capital lease obligations	45,186	5,044
Total liabilities	99,400	61,108
Commitments and contingencies (Notes 8 and 10)		
Shareholders' equity:		
Preferred stock; 5,000,000 shares authorized	—	—
Common stock, no par value; 95,000,000 shares authorized, 67,776,656 and 67,854,195 shares issued and outstanding in 2002 and 2003, respectively	10,740	41,613
Deferred compensation	—	(4,795)
Accumulated other comprehensive (loss) income	(233)	518
Retained earnings	23,000	22,522
Total shareholders' equity	33,507	59,858
Total liabilities and shareholders' equity	\$132,907	\$120,966

The accompanying notes are an integral part of these consolidated financial statements.

Blackbaud, Inc.
Consolidated statements of operations

Year ended December 31, (in thousands, except share and per share amounts)	2001	2002	2003
Revenue			
License fees	\$ 19,300	\$ 20,572	\$ 21,339
Services	18,797	26,739	34,042
Maintenance and subscriptions	47,022	52,788	58,360
Other revenue	4,915	5,130	4,352
Total revenue	90,034	105,229	118,093
Cost of revenue			
Cost of license fees	1,726	2,547	2,819
Cost of services (of which \$3,342 was stock option compensation in 2003)	10,253	14,234	21,006
Cost of maintenance and subscriptions (of which \$505 was stock option compensation in 2003)	11,733	10,588	11,837
Cost of other revenue	2,750	3,611	3,712
Total cost of revenue	26,462	30,980	39,374
Gross profit	63,572	74,249	78,719
Sales and marketing	15,173	19,173	21,883
Research and development	14,755	14,385	15,516
General and administrative	9,031	10,631	11,085
Amortization	2,239	1,045	848
Stock option compensation	—	—	23,691
Total operating expenses	41,198	45,234	73,023
Income from operations	22,374	29,015	5,696
Interest income	96	138	97
Interest expense	(7,963)	(4,410)	(2,559)
Other (expense) income, net	(113)	63	235
Income before provision for income taxes	14,394	24,806	3,469
Income tax provision	5,488	9,166	3,947
Net income (loss)	\$ 8,906	\$ 15,640	\$ (478)
Earnings (loss) per share			
Basic	\$ 0.13	\$ 0.23	\$ (0.01)
Diluted	\$ 0.13	\$ 0.23	\$ (0.01)
Common shares and equivalents outstanding			
Basic weighted average shares	66,388,526	67,776,656	67,832,951
Diluted weighted average shares	66,388,526	67,776,656	67,832,951
Summary of stock option compensation			
Cost of services	\$ —	\$ —	\$ 3,342
Cost of maintenance and subscriptions	—	—	505
Total cost of revenue	—	—	3,847
Sales and marketing	—	—	1,817
Research and development	—	—	2,341
General and administrative	—	—	19,533
Total operating expenses	—	—	23,691
Total stock option compensation	\$ —	\$ —	\$ 27,538

The accompanying notes are an integral part of these consolidated financial statements.

Blackbaud, Inc.
Consolidated statements of cash flows

Year ended December 31, (in thousands)	2001	2002	2003
Cash flows from operating activities			
Net income (loss)	\$ 8,906	\$ 15,640	\$ (478)
Adjustments to reconcile net income (loss) to net cash provided by operating activities			
Depreciation	2,552	2,447	2,781
Amortization	2,239	1,045	848
Stock option compensation	—	—	25,845
Amortization of deferred financing fees	513	935	858
Deferred taxes	5,400	9,010	2,178
Changes in assets and liabilities, net of impact from acquisitions			
Accounts receivable	4,545	(1,844)	(1,078)
Prepaid expenses and other assets	(504)	(238)	(1,424)
Trade accounts payable	(1,234)	69	470
Accrued expenses and other current liabilities	(676)	571	2,179
Deferred revenue	3,253	4,835	4,407
Total adjustments	16,088	16,830	37,064
Net cash provided by operating activities	24,994	32,470	36,586
Cash flows from investing activities			
Purchase of property and equipment	(2,451)	(1,493)	(2,666)
Purchase of net assets of acquired company	(574)	(500)	(1,082)
Net cash used in investing activities	(3,025)	(1,993)	(3,748)
Cash flows from financing activities			
Repayments on long-term debt and capital lease obligations	(24,918)	(20,471)	(45,295)
Proceeds from exercise of stock options	—	—	232
Proceeds from sale of common stock	10,000	—	—
Payment of deferred financing fees	(44)	—	—
Net cash used in financing activities	(14,962)	(20,471)	(45,063)
Effect of exchange rate on cash and cash equivalents	30	(47)	230
Net increase (decrease) in cash and cash equivalents	7,037	9,959	(11,995)
Cash and cash equivalents, beginning of year	1,707	8,744	18,703
Cash and cash equivalents, end of year	\$ 8,744	\$ 18,703	\$ 6,708
Supplemental disclosures of cash flow information			
Cash paid during the year for			
Interest	\$ 7,462	\$ 3,683	\$ 1,285
Taxes	29	195	1,612
Noncash activities			
Change in fair value of derivative instruments	\$ 216	\$ (605)	\$ 389

The accompanying notes are an integral part of these consolidated financial statements.

Blackbaud, Inc.

Consolidated statements of shareholders' equity (deficit) and comprehensive income

Year ended December 31, (in thousands, except share amounts)	Comprehensive income	Common stock		Accumulated other comprehensive income (loss)	Deferred compensation	Retained earnings (deficit)	Total shareholders' equity (deficit)
		Shares	Amount				
Balance, December 31, 2000		64,443,322	\$ 740	\$ (14)	\$ —	\$ (1,546)	\$ (820)
Sale of common stock		3,333,334	10,000	—	—	—	10,000
Derivative instruments	\$ 216	—	—	216	—	—	216
Translation adjustment	36	—	—	36	—	—	36
Net income	8,906	—	—	—	—	8,906	8,906
Comprehensive income	\$ 9,158						
Balance, December 31, 2001		67,776,656	10,740	238	—	7,360	18,338
Derivative instruments	\$ (605)	—	—	(605)	—	—	(605)
Translation adjustment	134	—	—	134	—	—	134
Net income	15,640	—	—	—	—	15,640	15,640
Comprehensive income	\$ 15,169						
Balance, December 31, 2002		67,776,656	10,740	(233)	—	23,000	33,507
Exercise of stock options		77,539	232	—	—	—	232
Derivative instruments	\$ 389	—	—	389	—	—	389
Translation adjustment	362	—	—	362	—	—	362
Deferred compensation related to options issued to employees	—	—	30,756	—	(32,448)	—	(1,692)
Reversal of deferred compensation related to option cancellations	—	—	(115)	—	115	—	—
Amortization of deferred compensation	—	—	—	—	27,538	—	27,538
Net loss	(478)	—	—	—	—	(478)	(478)
Comprehensive income	\$ 273						
Balance, December 31, 2003		67,854,195	\$41,613	\$ 518	\$ (4,795)	\$ 22,522	\$ 59,858

The accompanying notes are an integral part of these consolidated financial statements.

Blackbaud, Inc.

Notes to consolidated financial statements

1. Organization and summary of significant accounting policies

Organization

Blackbaud, Inc. (the "Company") is the leading global provider of software and related services designed specifically for nonprofit organizations and provides products and services that enable nonprofit organizations to increase donations, reduce fundraising costs, improve communications with constituents, manage their finances and optimize internal operations. In 2003, the Company had over 12,500 active customers distributed across multiple verticals within the nonprofit market including religion; education; foundations; health and human services; arts and cultural; public and societal benefits; environment and animal welfare; and international and foreign affairs.

Recapitalization

Prior to October 13, 1999, the Company was 100% owned by management shareholders. On October 13, 1999, the Company completed a transaction in which it used cash on hand and proceeds from a new term loan to repurchase a portion of its then outstanding common stock from management shareholders. On the same date, an entity controlled by certain investment partnerships, Pobeda Partners Ltd., also purchased shares of the Company's common stock from management shareholders.

The Company accounted for the above transactions as a recapitalization. The stock repurchased by the Company was accounted for as a treasury stock transaction and the carrying values of the assets and liabilities did not change for financial reporting purposes. For income tax purposes, Pobeda and the management shareholders elected to treat the transaction under Section 338(h)(10) of the Internal Revenue Code; consequently, the tax basis of the assets and liabilities of the Company were restated to their fair values at the date of the transaction. The deferred tax asset resulting from differences in bases of the assets and liabilities between financial and income tax reporting has been accounted for as an increase in shareholders' equity.

As part of the recapitalization transaction, the Company agreed to pay certain management shareholders and employees a total of \$9,975,000 for past and future services. This amount was to be paid 25% at consummation of the recapitalization and the remainder ratably every six months over a three-year period.

Compensation expense for past services of \$7,198,500 was recognized and expensed at the time of the recapitalization in 1999, because this amount was not contingent upon future service. The remainder was contingent upon future service and, accordingly, was recognized as expense ratably over the following three years. An employee who left the Company during the three year period forfeited \$50,000 of this amount. Expense of \$962,500, \$950,000 and \$814,000 was recognized for the years ended December 31, 2000, 2001 and 2002, respectively. Cash payments of \$2,493,750 were made in each of the years ended December 31, 1999, 2000, and 2001 and \$2,443,750 in the year ended December 31, 2002. The Company had no future obligation for these payments under the recapitalization agreement after December 31, 2002.

Basis of consolidation

The consolidated financial statements include the accounts of the Company and its wholly-owned subsidiaries. All significant intercompany balances and transactions have been eliminated in consolidation.

Use of estimates

The preparation of financial statements in conformity with accounting principles generally accepted in the United States requires management to make estimates and assumptions. These estimates and assumptions affect the reported amounts of assets and liabilities and disclosure of contingent assets and liabilities at the date of the financial statements, as well as the reported amounts of revenues and expenses during the reporting periods. Areas of the financial statements where estimates may have the most significant effect include the allowance for doubtful accounts receivable, lives of tangible and intangible assets, impairment of long-lived assets, realization of the deferred tax asset, stock option compensation, revenue recognition and provisions for income taxes. Changes in the facts or circumstances underlying these estimates could result in material changes and actual results could differ from these estimates.

Revenue recognition

The Company's revenue is generated primarily by licensing its software products and providing support, training, consulting, technical, hosted software applications and other professional services for those products. The Company recognizes revenue in accordance with SOP 97-2, "Software Revenue Recognition", as modified by SOPs 98-4 and 98-9, as well as Technical Practice Aids issued from time to time by American Institute of Certified Public Accountants, and in accordance with the SEC Staff Accounting Bulletin No. ("SAB") 104, "Revenue Recognition in Financial Statements".

Under these pronouncements, the Company recognizes revenue from the license of software when persuasive evidence of an arrangement exists, the product has been delivered, the fee is fixed and determinable and collection of the resulting receivable is probable. The Company uses a signed agreement as evidence of an arrangement. Delivery occurs when the product is delivered. The Company's typical license agreement does not include customer acceptance provisions; if acceptance provisions are provided, delivery is deemed to occur upon acceptance. The Company considers the fee to be fixed or determinable unless the fee is subject to refund or adjustment or is not payable within the Company's standard payment terms. The Company considers payment terms greater than 90 days to be beyond its customary payment terms. The Company deems collection probable if the Company expects that the customer will be able to pay amounts under the arrangement as they become due. If the Company determines that collection is not probable, the Company postpones recognition of the revenue until cash collection. The Company sells software licenses with maintenance and, often times, professional services. The Company allocates revenue to delivered components, normally the license component of the arrangement, using the residual value method based on objective evidence of the fair value of the undelivered elements, which is specific to the Company. Fair value for the maintenance services associated with the Company's software licenses is based upon renewal rates stated in the Company's agreements which vary according to the level of the maintenance program. Fair value of professional services and other products and services is based on sales of these products and services to other customers when sold on a stand alone basis.

[Table of Contents](#)

The Company recognizes revenue from maintenance services ratably over the contract term, which is one year. Maintenance revenue also includes the right to unspecified product upgrades on an if-and-when available basis. Subscription revenue includes fees for hosted solutions, data enrichment services and hosted online training programs. Subscription-based revenue and any related set-up fees are recognized ratably over the twelve-month service period of the contracts as there is no discernible pattern of usage.

The Company's services, which include consulting, installation and implementation services, are generally billed based on hourly rates plus reimbursable travel and lodging related expenses. For small service engagements, less than \$10,000, the Company frequently contracts for and bills based on a fixed fee plus reimbursable travel and lodging related expenses. The Company recognizes this revenue upon completion of the work performed. When the Company's services include software customization, these services are provided to support customer requests for assistance in creating special reports and other minor enhancements that will assist with efforts to improve operational efficiency and/or to support business process improvements. These services are not essential to the functionality of the Company's software and rarely exceed three months in duration. The Company recognizes revenue as these services are performed.

The Company sells training at a fixed rate for each specific class, at a per attendee price, or at a packaged price for several attendees, and revenue is recognized only upon the customer attending and completing training. The Company recognizes revenue from donor prospect research and data modeling services engagements upon delivery.

To the extent that the Company's customers are billed and/or pay for the above described services in advance of delivery, the amounts are recorded in deferred revenue.

Cash and cash equivalents

The Company considers all highly liquid investments purchased with a maturity of three months or less to be cash equivalents.

Property and equipment

Property and equipment are recorded at cost and depreciated over their estimated useful lives using the straight-line method. Property and equipment subject to capital leases are depreciated over the term of the lease. Upon retirement or sale, the cost of assets disposed of and the related accumulated depreciation are removed from the accounts and any resulting gain or loss is credited or charged to income. Repair and maintenance costs are expensed as incurred.

Construction-in-progress represents purchases of computer software and hardware associated with new internal system implementation projects, which had not been placed in service at the respective balance sheet dates. These assets are transferred to the applicable property category on the date they are placed in service. There was no capitalized interest applicable to construction-in-process for the years ended December 31, 2002 and 2003.

Computer software costs represent software purchased from external sources for use in the Company's internal operations. These amounts have been accounted for in accordance with the American Institute of Certified Public Accountants Statement of Position ("SOP") 98-1, "Accounting For The Cost of Computer Software Developed or Obtained for Internal Use".

Goodwill and intangible assets

In 2002, Statement of Financial Accounting Standards ("SFAS") No. 142, "Goodwill and Other Intangible Assets", became effective. Under this new standard, the Financial Accounting Standards Board ("FASB") eliminated amortization of goodwill. In accordance with SFAS No. 142, goodwill is no longer amortized, but instead is tested for impairment at least annually in the fourth quarter of each year using a discounted cash flow valuation methodology. Other intangible assets with finite lives continue to be amortized over their useful lives of three years in accordance with the adoption of SFAS No. 142, "Accounting for the Impairment or Disposal of Long-Lived Assets".

Identifiable intangible assets, namely technology and customer lists, that arose in connection with acquisitions have been amortized over their estimated useful lives ranging from three to five years.

Fair value of financial instruments

The fair value of a financial instrument is the amount at which the instrument could be exchanged in a current transaction between willing parties other than in a forced sale or liquidation. The financial instruments of the Company consist primarily of cash and cash equivalents, accounts receivable, accounts payable, long-term debt and capital leases at December 31, 2002 and 2003. The Company believes that the carrying amounts of these financial instruments, with the exception of long-term debt, approximate their fair values due to the immediate or short-term term maturity of these financial instruments at December 31, 2002 and 2003. Since the variable interest rate on the Company's long-term debt is set for a maximum of 30 days, the Company believes that the carrying value of long-term debt approximates fair value at December 31, 2002 and 2003.

Deferred financing fees

Deferred financing fees represent the direct costs of entering into the Company's credit agreement in October 1999. These costs are being amortized as interest expense in the same proportion as the principal balance is reduced.

Deferred compensation and stock-based compensation plans

The Company accounts for stock option compensation based on the provisions of Accounting Principles Board Opinion ("APB") No. 25, "Accounting for Stock Issued to Employees", which states that no compensation expense is recorded for stock options or other stock-based awards to employees that are granted with an exercise price equal to or above the estimated fair value per share of the Company's common stock on the grant date. Certain of the Company's option grants are accounted for as variable awards under the provisions of APB No. 25. The provision requires the Company to account for these variable awards and record deferred compensation for the difference between the exercise price and the fair market value of the stock at each reporting date.

Deferred compensation is amortized using the accelerated method over the vesting period of the related stock option in accordance with FASB Interpretation No. ("FIN") 28. The Company recognized \$27,538,000 of stock option compensation expense related to amortization of deferred compensation during the year ended December 31, 2003. The Company has adopted the disclosure requirements of SFAS No. 123, "Accounting for Stock-Based Compensation", as amended by SFAS No. 148, "Accounting for Stock Based Compensation Transition and

[Table of Contents](#)

Disclosure”, which requires compensation expense to be disclosed based on the fair value of the options granted at the date of the grant.

Had compensation cost been determined under the market value method using Black-Scholes valuation principles, net income (loss) would have been decreased (increased) to the following pro forma amounts:

(in thousands, except share amounts)	2001	2002	2003
Net income (loss), as reported	\$ 8,906	\$15,640	\$ (478)
Total stock option compensation expense, net of related tax effects included in the determination of net income (loss) as reported	—	—	19,855
Total stock option compensation expense, net of related tax effects that would have been included in the determination of net income (loss) if the fair value method had been applied to all awards	(2,462)	(1,636)	(13,525)
Pro forma net income	\$ 6,444	\$14,004	\$ 5,852
Earnings (loss) per share:			
Basic, as reported	\$ 0.13	\$ 0.23	\$ (0.01)
Basic, pro forma	\$ 0.10	\$ 0.20	\$ 0.09
Diluted, as reported	\$ 0.13	\$ 0.23	\$ (0.01)
Diluted, pro forma	\$ 0.10	\$ 0.20	\$ 0.08

The pro forma amount reflects all options granted. Pro forma compensation cost may not be representative of that expected in future years.

Significant assumptions used in the Black-Scholes option pricing model computations are as follows for the years ended December 31, 2001, 2002 and 2003:

	2001	2002	2003
Volatility	0.00%	0.00%	0.00%
Dividend yield	0.00%	0.00%	0.00%
Risk-free interest rate	6.04%	3.54%-6.69%	3.68%
Expected option life in years	6.81	7.27	7.47

Accumulated other comprehensive income (loss)

Accumulated other comprehensive income (loss) as of December 31, 2001, 2002 and 2003 is as follows:

(in thousands)	Foreign currency translation adjustments	Derivative instruments	Total
Balance at December 31, 2000	\$ (14)	\$ —	\$ (14)
Current period change	36	216	252
Balance at December 31, 2001	22	216	238
Current period change	134	(605)	(471)
Balance at December 31, 2002	156	(389)	(233)
Current period change	362	389	751
Balance at December 31, 2003	\$ 518	\$ —	\$ 518

Income taxes

Prior to October 13, 1999, the Company was organized as an S corporation under the Internal Revenue Code and, therefore, was not subject to federal income taxes. The Company historically made distributions to its shareholders to cover the shareholders' anticipated tax liability. In connection with the recapitalization agreement, the Company converted its U.S. taxable status from an S corporation to a C corporation and, accordingly, since October 14, 1999 has been subject to federal and state income taxes. Upon the conversion and in connection with the recapitalization, the Company recorded a one-time benefit of \$107,000,000 to establish a deferred tax asset as a result of the recapitalization agreement. This amount was recorded as a direct increase to equity in the statements of shareholders' equity. The income tax expense has been computed by applying the Company's statutory tax rate to pretax income, adjusted for permanent tax differences. The Company has not recorded a valuation allowance as of December 31, 2003, as the Company believes it will be able to utilize all of its deferred tax asset. The ability to utilize the deferred tax asset is dependent upon the Company's ability to generate taxable income.

Foreign currency translation

The Company's financial statements are translated into U.S. dollars in accordance with SFAS No. 52, "Foreign Currency Translation". For all operations outside the United States net assets are translated at the current rates of exchange. Income and expense items are translated at the average exchange rate for the year and balance sheet accounts are translated at the period ending rate. The resulting translation adjustments are recorded in accumulated other comprehensive income.

Software development costs

Software development costs have been accounted for in accordance with SFAS No. 86, "Accounting for the Costs of Computer Software to be Sold, Leased or Otherwise Marketed". Under the standard, capitalization of software development costs begins upon the establish-

[Table of Contents](#)

ment of technological feasibility, subject to net realizable value considerations. To date, the period between achieving technological feasibility and the general availability of such software has substantially coincided; therefore, software development costs qualifying for capitalization have been immaterial. Accordingly, the Company has not capitalized any software development costs and has charged all such costs to product development expense.

Sales returns and allowance for doubtful accounts

The Company provides customers a 30-day right of return and maintains a reserve for returns which is estimated based on historical experience. Provisions for sales returns are charged against the related revenue items.

In addition, the Company records an allowance for doubtful accounts that reflects estimates of probable credit losses. Accounts are charged against the allowance after all means of collection are exhausted and recovery is considered remote. Provisions for doubtful accounts are recorded in general and administrative expense.

Below is a summary of the changes in the Company's allowance for doubtful accounts.

Year ended December 31, (in thousands)	Balance at beginning of period	Provision	Write-off	Balance at end of period
2001	\$ 740	\$ 1,612	\$(1,818)	\$ 534
2002	534	1,155	(1,046)	643
2003	643	664	(955)	352

Below is a summary of the changes in the Company's allowance for sales returns.

Year ended December 31, (in thousands)	Balance at beginning of period	Provision	Write-off	Balance at end of period
2001	\$ 449	\$ 1,596	\$(1,376)	\$ 669
2002	669	1,365	(1,468)	566
2003	566	512	(208)	870

Sales commissions

The Company pays sales commissions at the time contracts with customers are signed. To the extent that these commissions relate to revenue not yet recognized, these amounts are recorded as prepaid commissions. Subsequently, the commissions are recognized as expense in the same pattern as the revenue is recognized in accordance with SAB 104.

Advertising costs

Advertising costs are expensed as incurred and were \$389,000, \$371,000 and \$365,000 for the years ended December 31, 2001, 2002 and 2003, respectively.

Impairment of long-lived assets

The Company evaluates the recoverability of its property and equipment and other assets in accordance with SFAS No. 144, "Accounting for the Impairment or Disposal of Long-Lived Assets". SFAS No. 144 requires that one accounting model be used for long-lived assets to be disposed of by sale, whether previously held and used or newly acquired. An impairment loss is recognized when the net book value of such assets exceeds the estimated future undiscounted cash flows attributable to the assets or the business to which the assets relate. Impairment

[Table of Contents](#)

losses are measured as the amount by which the carrying value exceeds the fair value of the assets.

Derivatives

The Company used a derivative financial instrument to manage its exposure to fluctuations in interest rates on its long term debt by entering into an interest rate exchange agreement, a swap.

On January 1, 2001, the Company adopted SFAS No. 133, "Accounting for Derivative Instruments and Hedging Activities", as amended by SFAS No. 137, "Accounting for Derivative Instruments and Hedging Activities— Deferral of the Effective Date of FASB Statement No. 133— an amendment of FASB Statement No. 133", SFAS No. 138, "Accounting for Certain Derivative Instruments and Certain Hedging Activities— an Amendment of FASB Statement No. 133" and SFAS No. 149, "Amendment of Statement No. 133 on Derivative Instruments and Hedging Activities". These statements establish accounting and reporting standards for derivative instruments and require recognition of all derivatives as either assets or liabilities in the statements of financial position and measurement of those instruments at fair value. Changes in the fair value of highly effective derivatives are recorded in accumulated other comprehensive income (loss). The Company's swap agreement has been designated and is effective as a cash flow hedge and, as such, changes in the fair value of the derivative instrument are substantially offset in the consolidated statement of operations by changes in the fair value of the hedged item. See note 9.

Shipping and handling

Shipping and handling costs are expensed as incurred and included in cost of license fees. The reimbursement of these costs by our customers is included in license fees.

Earnings (loss) per share

The Company computes earnings per common share in accordance with SFAS No. 128, "Earnings Per Share". Under the provisions of SFAS No. 128, basic earnings per share is computed by dividing net income (loss) available to common shareholders by the weighted average number of common shares outstanding. Diluted earnings per share is computed by dividing net income (loss) available to common shareholders by the weighted average number of common shares and dilutive potential common share equivalents then outstanding. Potential common shares consist of shares issuable upon the exercise of stock options. The Company had no dilutive potential common share equivalents for the years ended December 31, 2001 and 2002. Diluted net loss per share for the year ended December 31, 2003 does not include the effect of 4,574,160 potential common share equivalents as their impact would be anti-dilutive.

New accounting pronouncements

In January 2002, the Emerging Issues Task Force of the FASB ("EITF") reached a consensus on EITF Issue 01-14, "Income Statement Characterization of Reimbursements Received for Out-of-Pocket Expenses Incurred", which requires that reimbursements received for out-of-pocket expenses incurred be characterized as revenue in the income statement. The Company adopted EITF 01-14 effective January 1, 2002 and has made the appropriate reclassifications as required by EITF 01-14. Income resulting from reimbursable expenses is included in other revenue and was \$1,252,000, \$1,410,000 and \$1,840,000 for the years ended December 31, 2001, 2002 and

[Table of Contents](#)

2003, respectively, and the associated expenses are included in cost of other revenue on the face of the statement of operations.

In July 2002, the FASB issued SFAS No. 146, "Accounting for Costs Associated with Exit or Disposal Activities", which is effective for exit or disposal activities that are initiated after December 31, 2002. The Company adopted SFAS No. 146 during fiscal year 2003. SFAS No. 146 nullifies EITF Issue No. 94-3, "Liability Recognition for Certain Employee Termination Benefits and Other Costs to Exit an Activity (including Certain Costs Incurred in a Restructuring)", and requires that a liability for costs associated with an exit or disposal activity be recognized as incurred. The impact of SFAS No. 146 will be dependent upon decisions made by the Company in the future and has had no impact on the Company to date.

In January 2003, the Company adopted FIN No. 45, "Guarantor's Accounting and Disclosure Requirements for Guarantees, Including Indirect Guarantees of Indebtedness of Others, an Interpretation of FASB Statements No. 5, 57, and 107 and Rescission of FASB Interpretation No. 34". The interpretation requires that upon issuance of a guarantee, the entity must recognize a liability for the fair value of the obligation it assumes under that guarantee. The initial recognition and measurement provisions of FIN No. 45 are effective for guarantees issued or modified after December 31, 2002. The adoption of this interpretation has not had a material impact on the Company's consolidated financial position, consolidated results of operations, or liquidity.

In January 2003, the FASB issued FIN No. 46, "Consolidation of Variable Interest Entities". This statement was subsequently amended under the provisions of FIN 46-R, which is effective for public entities no later than the end of the first reporting period ending after March 15, 2004. This interpretation clarifies the application of Accounting Research Bulletin No. 51, "Consolidated Financial Statements", to certain entities in which equity investors do not have the characteristics of a controlling financial interest or do not have sufficient equity at risk for the entity to finance its activities without additional subordinated financial support from other parties. FIN No. 46 applies immediately to variable interest entities created after January 31, 2003, and to variable interest entities in which an enterprise obtains an interest after that date. The adoption of this interpretation has not had a material impact on the Company's consolidated financial position, consolidated results of operations, or liquidity.

In May 2003, the FASB issued SFAS No. 150, "Accounting for Certain Financial Instruments with Characteristics of Liabilities and Equity". This statement establishes standards for how an issuer classifies and measures certain financial instruments with characteristics of both liabilities and equity. It requires that an issuer classify a financial instrument that is within its scope as a liability. Many of those instruments were previously classified as equity. Most of the guidance in SFAS No. 150 is effective for all financial instruments entered into or modified after May 31, 2003. The adoption of SFAS No. 150 has not had a material impact on the Company's financial position.

2. Acquisitions

In July 2002, to gain market share in the United Kingdom, the Company acquired substantially all of the assets of AppealMaster, Ltd., a software company in the United Kingdom, for \$500,000 and additional contingent payments based on future performance, which have been recorded as additional purchase price. This purchase price has been allocated to the assets acquired and the liabilities assumed based upon their estimated fair values at the date of acquisition. The excess consideration above the fair value of net assets acquired of \$852,000

[Table of Contents](#)

was recorded as goodwill, which is deductible for tax purposes, in July 2002. As a result of payments of contingent consideration of \$431,000 and an increase of \$103,000 resulting from foreign currency translation, the balance of goodwill at December 31, 2003 is \$1,386,000. In addition, in 2003 the Company paid \$62,000 to the previous controlling AppealMaster shareholder for consulting services, as defined in the acquisition agreement and recorded this amount as an expense. The Company may be required to pay up to an additional \$360,000 contingent upon cash receipts from customers as defined in the agreement. To the extent that the Company is required to pay all or a portion of this amount, it will be treated as additional consideration and recorded as goodwill. No identifiable intangible assets were recorded as part of the AppealMaster purchase accounting.

During the three-year period ended December 31, 2003, the Company made other acquisitions that were not significant. These acquisitions were accounted for under the purchase method of accounting and the results of operations of the acquirees have been included in the consolidated statement of operations since the acquisition dates.

3. Property and equipment

Property and equipment includes assets under capital lease for \$1,830,000 and \$1,830,000 on a gross basis and \$1,020,000 and \$750,000 on a net basis as of December 31, 2002 and 2003, respectively. Property and equipment as of December 31, 2002 and 2003, respectively, consisted of the following:

(in thousands)	Estimated useful life (years)	2002	2003
Equipment	3 - 5	\$ 4,031	\$ 4,494
Computer hardware	3 - 5	10,706	10,316
Computer software	3 - 5	2,699	3,428
Construction in progress	—	482	1,025
Furniture and fixtures	7	3,105	3,309
Leasehold improvements	term of lease	110	172
		21,133	22,744
Less: accumulated depreciation		(14,432)	(16,123)
		\$ 6,701	\$ 6,621

Depreciation expense was \$2,552,000, \$2,447,000 and \$2,781,000 for 2001, 2002 and 2003, respectively.

4. Goodwill

Goodwill consisted of the following as of December 31, 2002 and 2003:

(in thousands)	
Balance at December 31, 2001	\$ —
Acquisition	852
Balance at December 31, 2002	852
Payment of contingent consideration	431
Effect of foreign currency translation	103
Balance at December 31, 2003	\$1,386

5. Prepaid expenses and other current assets

Prepaid expenses and other current assets consisted of the following as of December 31, 2002 and 2003:

(in thousands)	2002	2003
Sales commissions	\$ 478	\$ 804
Rent	66	467
Insurance	138	138
Data costs	—	107
Real estate commissions	84	107
Software maintenance and royalties	409	727
Other	77	363
	\$1,252	\$2,713

6. Accrued expenses and other current liabilities

Accrued expenses and other current liabilities consisted of the following as of December 31, 2002 and 2003:

(in thousands)	2002	2003
Accrued bonuses	\$2,964	\$2,990
Accrued cash component of stock option compensation	—	1,693
Accrued commissions and salaries	957	1,386
Taxes payable	1,382	2,018
Other	2,453	1,572
	\$7,756	\$9,659

[Table of Contents](#)

7. Deferred revenue

Deferred revenue consisted of the following as of December 31, 2002 and 2003:

(in thousands)	2002	2003
Maintenance and subscriptions	\$33,187	\$37,077
Services	5,787	6,594
License fees and other	73	2
	<u>\$39,047</u>	<u>\$43,673</u>

8. Long-term debt

On October 13, 1999, the Company entered into a \$130,000,000 credit agreement with a group of banks. The credit agreement provides for an aggregate availability of \$130,000,000, including a \$115,000,000 term loan and a \$15,000,000 revolving credit facility. Both facilities mature on September 30, 2005. The loans bear interest at the prime rate or Eurodollar rate plus an applicable margin, as defined in the agreement, and are collateralized by all the property of the Company. The Company had no amounts outstanding on the revolving credit facility at December 31, 2002 and 2003. The term loan requires payments of principal quarterly with interest payable in either one-, two-, three-, or six-month periods as defined in the agreement. The interest rate on the term loan was 3.61% as of December 31, 2003. The agreement requires the Company to maintain certain financial covenants. The most restrictive covenants include (1) limitations on indebtedness of the Company; (2) certain restrictions on dividend distributions; (3) limitations on capital expenditures; (4) minimum interest coverage ratio; (5) maximum leverage ratio; and (6) minimum consolidated adjusted earnings before interest, taxes, depreciation, and amortization, all of the preceding as defined.

During 2001, the Company amended its credit agreement. As part of this amendment, Blackbaud LLC ("LLC"), a wholly-owned subsidiary of the Company, was created. In addition, Blackbaud Europe and Blackbaud Pacific were incorporated in the United Kingdom and Australia, respectively. The Company transferred all of its operating assets to the LLC and then pledged both the stock and assets of the LLC, as well as 66% of its stock in both Blackbaud Europe and Blackbaud Pacific, to the bank as collateral for the Company's outstanding term loan. This amendment also changed certain of the Company's financial covenants and allowed for (1) up to \$2.5 million in expansion expenditures to be incurred by the Company prior to June 30, 2002, as defined, and (2) modified the amount the Company could incur related to acquisition-related expenditures over the term of the agreement. As of December 31, 2003, the Company was in compliance with all of its covenants.

The required future principal payments under the term loan outstanding as of December 31, 2003 are as follows (in thousands):

2004	\$ —
2005	5,000
	<u>\$5,000</u>

Amortization expense for deferred financing costs was \$513,000, \$935,000 and \$858,000 for the years ended December 31, 2001, 2002 and 2003, respectively. Of these amounts, \$0, \$422,000

[Table of Contents](#)

and \$345,000 in 2001, 2002 and 2003, respectively, represented charges associated with earlier than required principal repayment.

9. Derivative financial instruments

The Company's only derivative instrument, as defined under the various technical pronouncement discussed in note 1, is its interest rate swap.

The Company formally documents all relations between its hedging instruments and the hedged items, as well as its risk-management objectives and strategy for undertaking various hedge transactions. The Company formally assesses, both at the hedge's inception and on an ongoing basis, whether the derivatives that are used in hedging transactions are highly effective in offsetting changes in the hedged items.

The Company has used interest rate swap agreements in the normal course of business to manage its exposure to interest rate changes. Such agreements are considered hedges of specific borrowings, and differences paid and received under the swap agreements are recognized as adjustments to interest expense. At December 31, 2002, the Company had an interest rate swap agreement that carried a total notional amount of \$50,000,000, with the Company paying interest at a fixed rate of 2.738% and receiving a variable amount equal to the one-month Eurodollar rate (1.38% at December 31, 2002). The swap matured on December 29, 2003, and the notional amount of the swap decreased over time commensurate with scheduled repayments of the Company's debt. The Company recorded interest expense in connection with the swap agreement of \$750,000, \$503,000 and \$423,000 and for the years ended December 31, 2001, 2002 and 2003, respectively.

The Company has no outstanding interest rate swap agreements, or other derivative instruments outstanding as of December 31, 2003.

10. Commitments and contingencies

The Company currently leases office space and various equipment under operating leases and capital leases. Total rental expense was \$3,064,000, \$3,434,000 and \$3,495,000 for the years ended December 31, 2001, 2002 and 2003, respectively. The future minimum lease commit-

[Table of Contents](#)

ments related to these agreements, as well as the lease agreement discussed below, are as follows:

Year ending December 31, (in thousands)	Operating leases	Capital leases
2004	\$ 4,105	\$153
2005	4,282	44
2006	4,373	—
2007	4,385	—
2008	4,779	—
Thereafter	7,930	—
Total minimum lease payments	\$29,854	197
Less: portion representing interest		11
Present value of net minimum lease payments		186
Less: current maturities		142
Long-term maturities		\$ 44

Lease agreement

On October 13, 1999, the Company entered into a lease agreement for office space with Duck Pond Creek, LLC, which is owned by certain minority shareholders of the Company. The term of the lease is for ten years with two five-year renewal options by the Company. The annual base rent of the lease is \$4,316,000 payable in equal monthly installments and is included in the above table. The base rate escalates annually at a rate equal to the change in the consumer price index, as defined in the agreement.

The Company has subleased a portion of its headquarters facility under various agreements extending through 2007. Under these agreements, rent expense was reduced by \$1,171,000, \$477,000 and \$441,000 in 2001, 2002 and 2003 respectively. The operating lease commitments above will be reduced by minimum aggregate sublease commitments of \$497,000, \$393,000, \$402,000, \$395,000, \$54,000 and \$0 for the periods 2004, 2005, 2006, 2007 and 2008 and thereafter, respectively. The Company has also received and expects to receive through 2015 quarterly South Carolina state incentive payments as a result of locating its headquarters facility in Berkley County, South Carolina. These amounts are recorded as a reduction of rent expense and were \$0, \$848,000 and \$1,077,000 in 2001, 2002 and 2003, respectively.

Other commitments

The Company has a commitment of \$200,000 payable annually through 2009 for certain naming rights with an entity owned by a minority shareholder of the Company. The Company incurred expense under this agreement of \$200,000 per year for each of the three years ended December 31, 2001, 2002 and 2003.

The Company utilizes third party relationships in conjunction with its products. The contractual arrangements vary in length from one to three years. One of these arrangements requires a minimum annual purchase commitment of \$50,000, an amount which the Company has exceeded in each of the past three years.

Legal contingencies

The Company is subject to legal proceedings and claims which have arisen in the ordinary course of business. The Company does not believe the amount of potential liability with respect to these actions will have a material adverse effect upon the Company's financial position or results of operations.

11. Income taxes

The following summarizes the components of the income tax expense for the years ended December 31, 2001, 2002 and 2003:

(in thousands)	2001	2002	2003
Current provision	\$ 88	\$ 156	\$1,769
Deferred provision	5,400	9,010	2,178
Total provision	\$5,488	\$9,166	\$3,947

A reconciliation of the effect of applying the federal statutory rate and the effective income tax rate used to calculate the Company's income tax provision is as follows:

	2001	2002	2003
Statutory federal income tax rate	34.0%	34.0%	34.0%
State income taxes	4.0	5.3	10.5
Effect of variable accounting applied to incentive stock options	—	—	73.7
Change in valuation allowance	—	(4.7)	—
Other	0.1	2.4	(4.4)
Income tax provision	38.1%	37.0%	113.8%

The significant components of the Company's deferred tax asset were as follows:

(in thousands)	December 31,	
	2002	2003
Intangible assets	\$86,952	\$78,844
Net operating loss carryforward	1,691	—
Research and other tax credits	1,202	921
Effect of variable accounting applied to nonqualified stock options	—	7,647
Allowance for doubtful accounts	444	465
Other	654	888
	90,943	88,765
Less: current portion	2,114	1,799
Noncurrent portion	\$88,829	\$86,966

At December 31, 2003, the Company had utilized all of its net operating loss carryforwards for federal income tax purposes.

12. Shareholders' equity

Preferred stock

The Company has authorized 5,000,000 shares of preferred stock. No shares were issued and outstanding at December 31, 2003. The Company's board of directors may fix the relative rights and preferences of each series of preferred stock in a resolution of the board of directors.

Common stock sale

During 2001, certain existing shareholders purchased an additional 3,333,334 shares of common stock for a total purchase price of \$10,000,002. Proceeds from the sale were used to reduce the Company's debt, as required in the debt agreement.

13. Employee profit-sharing and stock option plans

The Company has a 401(k) profit-sharing plan (the "Plan") covering substantially all employees. Employees can contribute between 1% and 30% of their salaries in 2003, and between 1% and 15% of their salaries in 2002 and 2001, and the Company matches 50% of qualified employees' contributions up to 6% of their salary. The Plan also provides for additional employer contributions to be made at the Company's discretion. Total matching contributions to the Plan for the years ended December 31, 2001, 2002 and 2003 were \$708,000, \$582,000 and \$1,015,000, respectively. These contributions were offset by forfeitures of \$0, \$401,000 and \$83,000 in 2001, 2002 and 2003, respectively. There was no discretionary contribution by the Company to the Plan in 2001, 2002 and 2003 thus, there was no accrued liability for the Plan as of December 31, 2002 and 2003.

The Company has adopted three stock options plans: the 1999 Stock Option Plan (the "1999 Plan"), the 2000 Stock Option Plan (the "2000 Plan") and the 2001 Stock Option Plan (the "2001 Plan") on October 13, 1999, May 2, 2000 and July 1, 2001, respectively. The Company's board of directors administers the above plans and the options are granted at terms determined by them. The total number of authorized stock options under these plans is 16,110,830. All options granted under these plans have a 10-year contractual term.

The option agreements also provide that all unvested options vest upon a change in control of the Company, as defined.

The Company has granted options under the 1999 Plan to purchase shares of common stock at an exercise price of \$3.00 per share, of which 3,004,394 are outstanding at December 31, 2003. The options granted under this plan have two vesting schedules. Options totaling 964,924 vest 37.5% after one and a half years following the grant date and the remaining 62.5% vest ratably over two and a half years at six-month intervals. The 2,097,144 remaining options vest ratably over four years at six-month intervals.

The Company has granted options under the 2000 Plan to purchase shares of common stock at an exercise price of \$3.00 per share, of which 5,638,791 are outstanding at December 31, 2003. The options vest 25% on the date of grant and the remaining 75% vest in eight equal semi-annual installments beginning on September 30, 2000. In addition to the change in control provision, unvested options also become 50% vested upon consummation of an initial public offering. The option grant under the 2000 Plan also includes a provision whereby the Company will pay certain tax payments of the optionee. The inclusion of this provision requires the Company to account for these options as variable awards and record compensation expense for

[Table of Contents](#)

the difference between the exercise price and the fair market value of the stock at each reporting date.

The accrued cash component of stock option compensation in note 6 represents the tax payments that would be due the optionee under the 2000 Stock Option Plan at December 31, 2003. The amount has been calculated using the same assumptions used in estimating stock option compensation expense under the principles of variable accounting.

The Company has granted options under the 2001 Plan to purchase shares of common stock at an exercise price of \$3.00, \$3.40 and \$4.50 per share, of which 4,573,875, 1,859,664 and 165,000, respectively, are outstanding at December 31, 2003. The options vest in equal annual installments over four years from the date of grant. The option grants under this plan include a provision whereby the Company has the right to call shares exercised under the grants at a discount from fair market value if the employee is terminated for cause, as defined. This provision expires in the event of an initial public offering. The inclusion of this provision requires the Company to account for all options issued under this plan after January 18, 2001 as variable awards and record compensation expense for the difference between the exercise price and the fair market value of the stock at each reporting date.

The Compensation Committee has granted options at or above its estimate of fair market value at the date of grant.

A summary of the activity in the Company's stock option plan is as follows:

	Shares	Weighted average exercise price
Options outstanding at December 31, 2000	12,688,294	\$ 3.00
Granted	2,176,614	3.00
Forfeited	(1,274,255)	3.00
Options outstanding at December 31, 2001	13,590,653	3.00
Granted	1,803,775	3.16
Forfeited	(550,193)	3.00
Options outstanding at December 31, 2002	14,844,235	3.02
Granted	1,284,615	3.54
Exercised	(77,539)	3.00
Forfeited	(751,913)	3.00
Options outstanding at December 31, 2003	15,299,398	\$ 3.07

[Table of Contents](#)

The following table summarizes information about stock options outstanding at December 31, 2003:

Range of exercise prices	Options outstanding			Options exercisable	
	Shares	Weighted average remaining contractual life (in years)	Weighted average exercise price	Shares	Weighted average exercise price
\$3.00	13,274,734	6.4	\$ 3.00	10,603,225	\$ 3.00
3.40	1,859,664	9.2	3.40	181,209	3.40
4.50	165,000	9.7	4.50	—	4.50
	15,299,398	6.7	\$ 3.07	10,784,434	\$ 3.01

14. Segment information

The Company has adopted SFAS No. 131, "Disclosures about Segments of an Enterprise and Related Information". SFAS No. 131 establishes standards for the reporting by business enterprises of information about operating segments, products and services, geographic areas, and major customers. The method of determining what information is reported is based on the way that management organizes the operating segments within the Company for making operational decisions and assessments of financial performance. The Company has determined that its reportable segments are those that are based upon internal financial reports that disaggregate certain operating information into six reportable segments. The Company's chief operating decision maker, as defined in SFAS No. 131, is its chief executive officer, or CEO.

The CEO uses the information presented in these reports to make certain operating decisions. The CEO does not review any report presenting segment balance sheet information. The segment revenues and direct controllable costs, which include salaries, related benefits, third

[Table of Contents](#)

party contractors, data expense and classroom rentals, for the years ended December 31, 2001, 2002 and 2003 are as follows:

(in thousands)	License fees	Consulting ⁽¹⁾ services	Education ⁽²⁾ services	Analytic ⁽³⁾ services	Maintenance and subscriptions	Other	Total
December 31, 2001							
Revenue	\$19,300	\$ 7,864	\$ 10,330	\$ 603	\$ 47,022	\$4,915	\$ 90,034
Direct controllable costs	1,726	4,990	3,113	399	7,907	2,733	20,868
Segment income	17,574	2,874	7,217	204	39,115	2,182	69,166
Corporate costs not allocated							5,594
Operating expenses							41,198
Interest (income) expense							7,867
Other expense (income), net							113
Income before provision for income taxes							\$ 14,394
December 31, 2002							
Revenue	\$20,572	\$ 11,884	\$ 12,667	\$ 2,188	\$ 52,788	\$5,130	\$105,229
Direct controllable costs	2,547	6,643	4,297	895	7,388	3,592	25,362
Segment income	18,025	5,241	8,370	1,293	45,400	1,538	79,867
Corporate costs not allocated							5,667
Operating expenses							45,185
Interest (income) expense							4,272
Other expense (income), net							(63)
Income before provision for income taxes							\$ 24,806
December 31, 2003							
Revenue	\$21,339	\$ 17,434	\$ 12,997	\$ 3,611	\$ 58,360	\$4,352	\$118,093
Direct controllable costs	2,819	8,836	4,178	1,845	8,562	3,684	29,924
Segment income	18,520	8,598	8,819	1,766	49,798	668	88,169
Corporate costs not allocated							9,450
Operating expenses							73,023
Interest (income) expense							2,462
Other expense (income), net							(235)
Income before provision for income taxes							\$ 3,469

(1) This segment consists of consulting, installation and implementation services.

(2) This segment consists of customer training and other education services.

(3) This segment consists of donor prospect research and data modeling services.

[Table of Contents](#)

The Company also derives a portion of its revenue from its foreign operations. The following table presents revenue by geographic region based on country of invoice origin and identifiable and long-lived assets by geographic region based on the location of the assets.

(in thousands)	Domestic	Europe	Pacific	Total
Revenue from external customers:				
2002	\$ 99,214	\$4,870	\$1,145	\$105,229
2003	107,363	9,393	1,337	118,093
Long-lived assets:				
December 31, 2002	\$ 96,838	\$ 852	—	\$ 97,690
December 31, 2003	93,896	1,332	—	95,228

The Company generated license fee revenue from its principal products for the years ended December 31, 2001, 2002 and 2003 as indicated in the table below:

	2001	2002	2003
Raiser's Edge	\$13,342	\$13,160	\$14,383
Financial Edge	4,432	5,724	5,570
Admission's Office/ Registrar's Office	1,526	1,688	1,217
Information Edge	—	—	169
	\$19,300	\$20,572	\$21,339

It is impractical for the Company to identify its other revenues by product category.

shares



Common stock

Prospectus

Joint book-running managers

JPMorgan

Banc of America Securities LLC

Thomas Weisel Partners LLC

Wachovia Securities

, 2004

Until , 2004, all dealers that buy, sell or trade in our common stock, whether or not participating in this offering, may be required to deliver a prospectus. This is in addition to the dealers' obligation to deliver a prospectus when acting as underwriters and with respect to their unsold allotments or subscriptions.

Part II

Information not required in prospectus

Item 13. Other expenses of issuance and distribution

The following table shows the costs and expenses, other than underwriting discounts, payable in connection with the sale and distribution of the securities being registered. Except as otherwise noted, the registrant will pay all of these amounts. All amounts except the SEC Registration Fee and the National Association of Securities Dealers, Inc. Filing Fee are estimated.

SEC Registration Fee	\$14,570.50
National Association of Securities Dealers, Inc. Filing Fee	\$12,000.00
Printing Expenses	*
Legal Fees and Expenses	*
Accounting Fees and Expenses	*
Transfer Agent and Registrar Agent Fees	*
Miscellaneous	*
Total	*

* To be provided by amendment.

Item 14. Indemnification of directors and officers

We are incorporated under the laws of the State of Delaware. Section 145 of the Delaware General Corporation Law gives a corporation power to indemnify any person who was or is a party or is threatened to be made a party to any threatened, pending or completed action, suit or proceeding, whether civil, criminal, administrative or investigative (other than an action by or in the right of the corporation) by reason of the fact that the person is or was a director, officer, employee or agent of the corporation, or is or was serving at the request of the corporation as a director, officer, employee or agent of another corporation, partnership, joint venture, trust or other enterprise, against expenses (including attorneys' fees), judgments, fines and amounts paid in settlement actually and reasonably incurred by the person in connection with such action, suit or proceeding if the person acted in good faith and in a manner the person reasonably believed to be in or not opposed to the best interests of the corporation, and, with respect to any criminal action or proceeding, had no reasonable cause to believe the person's conduct was unlawful.

Section 145 also gives a corporation power to indemnify any person who was or is a party or is threatened to be made a party to any threatened, pending or completed action or suit by or in the right of the corporation to procure a judgment in its favor by reason of the fact that the person is or was a director, officer, employee or agent of the corporation, or is or was serving at the request of the corporation as a director, officer, employee or agent of another corporation, partnership, joint venture, trust or other enterprise against expenses (including attorneys' fees) actually and reasonably incurred by the person in connection with the defense or settlement of such action or suit if the person acted in good faith and in a manner the person reasonably believed to be in or not opposed to the best interests of the corporation and except that no indemnification shall be made in respect of any claim, issue or matter as to which such person shall have been adjudged to be liable to the corporation unless and only to

Table of Contents

the extent that the Court of Chancery or the court in which such action or suit was brought shall determine upon application that, despite the adjudication of liability but in view of all the circumstances of the case, such person is fairly and reasonably entitled to indemnity for such expenses which the Court of Chancery or such other court shall deem proper. Section 145 further provides that, to the extent that a present or former director or officer of a corporation has been successful on the merits or otherwise in defense of any such action, suit or proceeding, or in defense of any claim, issue or matter therein, such person shall be indemnified against expenses (including attorneys' fees) actually and reasonably incurred by such person in connection therewith.

Section 145 also authorizes a corporation to purchase and maintain insurance on behalf of any person who is or was a director, officer, employee or agent of the corporation, or is or was serving at the request of the corporation as a director, officer, employee or agent of another corporation, partnership, joint venture, trust or other enterprise, against any liability asserted against him and incurred by him in any such capacity, arising out of his status as such, whether or not the corporation would otherwise have the power to indemnify him under Section 145.

Our Certificate of Incorporation provides for the indemnification of officers and directors to the fullest extent permitted by the Delaware General Corporation Law. We have also agreed pursuant to our Investor Rights Agreement (filed as Exhibit 10.1 to the Registration Statement) to indemnify certain stockholders party thereto against certain liabilities, including liabilities arising under the Securities Act.

The Underwriting Agreement (filed as Exhibit 1.1 to the Registration Statement) provides for the indemnification of our directors and officers in certain circumstances against certain liabilities, including liabilities arising under the Securities Act.

All of our directors and officers are covered by insurance policies maintained by us against certain liabilities for actions taken in their capacities as such, including liabilities under the Securities Act.

Item 15. *Recent sales of unregistered securities.*

During the past three years, the Company has issued unregistered securities in the transactions described below. Securities issued in such transactions were offered and sold in reliance upon the exemption from registration under Section 4(2) of the Securities Act of 1933 and/or Rule 701 promulgated thereunder, relating to sales by an issuer not involving any public offering. The sales of securities were made without the use of an underwriter and the certificates evidencing the shares bear a restricted legend permitting the transfer thereof only upon registration of the shares or an exemption under said Act.

1. In June 2001, the Company sold a total of 3,333,334 shares of common stock to a total of 18 existing stockholders at a price of \$3.00 per share.
2. During 2001, we granted options to purchase an aggregate of 2,176,614 shares of our common stock to certain of our employees and directors pursuant to our stock option plans.
3. During 2002, we granted options to purchase an aggregate of 1,803,775 shares of our common stock to certain of our employees and directors pursuant to our stock option plans.

Table of Contents

4. During 2003, we granted 1,284,615 options to purchase 1,284,615 shares of our common stock to certain of our employees and directors pursuant to our stock option plans. In addition, during 2003, we issued an aggregate of 77,539 shares of common stock upon the exercise of a stock option.
5. From January 1, 2004 until May 11, 2004, we granted options to purchase an aggregate of 96,239 shares of our common stock to certain of our employees and directors pursuant to our stock option plans. In addition, during this time period we issued an aggregate of 143,526 shares of common stock upon exercise of stock options.

Item 16. Exhibits and financial statement schedules.

(a) Exhibits

See Exhibit Index beginning on page II-5 of this registration statement.

(b) Financial Statement Schedules

None.

Item 17. Undertakings.

The undersigned registrant hereby undertakes to provide to the underwriters at the closing specified in the underwriting agreement, certificates in such denominations and registered in such names as required by the underwriters to permit prompt delivery to each purchaser.

Insofar as indemnification for liabilities arising under the Securities Act of 1933 may be permitted to directors, officers and controlling persons of the registrant pursuant to provisions described in Item 14 above or otherwise, the registrant has been advised that in the opinion of the SEC such indemnification is against public policy as expressed in the Securities Act, and is, therefore, unenforceable. In the event that a claim for indemnification against such liabilities (other than the payment by the registrant of expenses incurred or paid by a director, officer, or controlling person of the registrant in the successful defense of any action, suit or proceeding) is asserted by such director, officer or controlling person in connection with the securities being registered hereunder, the registrant will, unless in the opinion of its counsel the matter has been settled by controlling precedent, submit to a court of appropriate jurisdiction the question of whether such indemnification by it is against public policy as expressed in the Act and will be governed by the final adjudication of such issue.

The undersigned registrant hereby undertakes that:

- (1) For purposes of determining any liability under the Securities Act of 1933, the information omitted from the form of prospectus filed as part of this Registration Statement in reliance upon Rule 430A and contained in a form of prospectus filed by the registrant pursuant to Rule 424(b)(1) or (4) or 497(h) under the Act shall be deemed to be part of this Registration Statement as of the time it was declared effective.
- (2) For the purpose of determining any liability under the Securities Act of 1933, each post-effective amendment that contains a form of prospectus shall be deemed to be a new Registration Statement relating to the securities offered therein, and the offering of such securities at that time shall be deemed to be the initial bona fide offering thereof.

Signatures

Pursuant to the requirements of the Securities Act of 1933, the registrant certifies that it has reasonable grounds to believe that it meets all of the requirements for filing on Form S-1 and has duly caused this Registration Statement to be signed on its behalf by the undersigned, thereunto duly authorized, in the City of Charleston, State of South Carolina, on this 11th day of May, 2004.

BLACKBAUD, INC.

By: /s/ ROBERT J. SYWOLSKI

Robert J. Sywolski
President and Chief Executive Officer

Pursuant to the requirements of the Securities Act of 1933, this Registration Statement has been signed by the following persons in the capacities and on the dates indicated.

Signature	Capacity	Date
<hr/> <p>/s/ ROBERT J. SYWOLSKI Robert J. Sywolski</p>	President, Chief Executive Officer and Director (Principal Executive Officer)	May 11, 2004
<hr/> <p>/s/ TIMOTHY V. WILLIAMS* Timothy V. Williams</p>	Vice President and Chief Financial Officer (Principal Financial and Accounting Officer)	May 11, 2004
<hr/> <p>/s/ PAUL V. BARBER* Paul V. Barber</p>	Director	May 11, 2004
<hr/> <p>/s/ MARCO W. HELLMAN* Marco W. Hellman</p>	Director	May 11, 2004
<hr/> <p>/s/ DR. SANDRA R. HERNÁNDEZ* Dr. Sandra R. Hernández</p>	Director	May 11, 2004
<hr/> <p>/s/ ANDREW M. LEITCH* Andrew M. Leitch</p>	Director	May 11, 2004
<hr/> <p>/s/ LARRY E. ROBBINS* Larry E. Robbins</p>	Director	May 11, 2004
<hr/> <p>/s/ DAVID R. TUNNELL* David R. Tunnell</p>	Director	May 11, 2004
*By: <hr/> <p>/s/ ROBERT J. SYWOLSKI Robert J. Sywolski, <i>Attorney-in-Fact</i></p>		May 11, 2004

Exhibit index

Exhibit Number	Description of Document	Filed In		Exhibit Number	Filed Herewith
		Registrant's Form	Dated		
1.1*	Form of Underwriting Agreement.				
2.1	Agreement and Plan of Merger and Reincorporation dated April 6, 2004	S-1	4/6/04	2.1	
3.1	Form of Certificate of Incorporation of Blackbaud, Inc. to be effective at the closing of the offering made pursuant to this registration statement.	S-1	4/6/04	3.1	
3.2	Form of By-laws of Blackbaud, Inc. to be effective at the closing of the offering made pursuant to this registration statement.	S-1	4/6/04	3.2	
4.1	Specimen Common Stock Certificate.	S-1	02/20/04	4.1	
5.1*	Opinion of Wyrick Robbins Yates & Ponton LLP regarding the legality of the securities being registered.				
10.1	Investor Rights Agreement dated as of October 13, 1999 among Blackbaud, Inc. and certain of its stockholders.	S-1	02/20/04	10.1	
10.2	Employment and Noncompetition Agreement dated as of March 1, 2000 between Blackbaud, Inc. and Robert J. Sywolski	S-1	02/20/04	10.2	
10.3	Option Agreement dated as of March 8, 2000 between Blackbaud, Inc. and Robert J. Sywolski.	S-1	02/20/04	10.3	
10.4	Lease Agreement dated October 13, 1999 between Blackbaud, Inc., and Duck Pond Creek, LLC	S-1	02/20/04	10.4	
10.5	Trademark License and Promotional Agreement dated as of October 13, 1999 between Blackbaud, Inc. and Charleston Battery, Inc.	S-1	02/20/04	10.5	
10.6	Blackbaud, Inc. 1999 Stock Option Plan, as amended.	S-1	4/6/04	10.6	
10.7	Blackbaud, Inc. 2000 Stock Option Plan, as amended.	S-1	4/6/04	10.7	
10.8	Blackbaud, Inc. 2001 Stock Option Plan, as amended.	S-1	4/6/04	10.8	
10.9	Form of Software License Agreement.	S-1	02/20/04	10.9	
10.10	Form of Professional Services Agreement.	S-1	02/20/04	10.10	
10.11	Form of NetSolutions Services Agreement.	S-1	02/20/04	10.11	
10.12	Standard Terms and Conditions for Software Maintenance and Support	S-1	02/20/04	10.12	
10.13	Credit Agreement dated as of October 13, 1999 among Blackbaud, Inc., Bankers Trust Company, Fleet National Bank, First Union Securities, Inc. and the lenders party thereto.	S-1	4/6/04	10.13	

[Table of Contents](#)

Exhibit Number	Description of Document	Filed In			Filed Herewith
		Registrant's Form	Dated	Exhibit Number	
10.14	First Amendment to Credit Agreement dated as of December 6, 1999 among Blackbaud, Inc., Bankers Trust Company, Fleet Boston Corporation, First Union Securities, Inc., and the lenders party thereto.	S-1	4/6/04	10.14	
10.15	Second Agreement to Credit Agreement dated as of December 19, 2000 among Blackbaud, Inc., Bankers Trust Company, Fleet Boston Corporation, First Union Securities, Inc., and the lenders party thereto.	S-1	02/20/04	10.15	
10.16	Third Amendment to Credit Agreement dated as of May 16, 2001 among Blackbaud, Inc., Blackbaud, LLC, Bankers Trust Company, Fleet Boston Corporation, First Union Securities, Inc., and the lenders party thereto.	S-1	02/20/04	10.16	
10.17	Letter Agreement dated March 23, 2004 between the Company and certain of its stockholders relating to registration rights held by those stockholders.	S-1	04/06/04	10.17	
10.18	Employment and Noncompetition Agreement dated as of April 1, 2004 between Blackbaud, Inc. and Robert J. Sywolski.				X
10.19**	Software Transition Agreement dated as of January 30, 2004 between Blackbaud, Inc. and United Way of America.	S-1	04/06/04	10.19	
10.20	Blackbaud, Inc. 2004 Stock Plan	S-1	04/06/04	10.20	
21.1	Subsidiaries of Blackbaud, Inc.	S-1	02/20/04	21.1	
23.1	Consent of Independent Accountants.				X
23.2*	Consent of Wyrick Robbins Yates & Ponton LLP (included in Exhibit 5.1).				

* To be filed by amendment.

** Confidential treatment requested for certain portions of this agreement.

EMPLOYMENT AND NONCOMPETITION AGREEMENT

THIS EMPLOYMENT AND NONCOMPETITION AGREEMENT (the "Agreement") is made and entered into effective as of the 1st day of April, 2004 (the "Effective Date"), by and between Blackbaud, Inc., a South Carolina corporation (the "Company") and Robert J. Sywolski ("Executive").

RECITALS

WHEREAS, the Company and Executive entered into an Employment and Noncompetition Agreement on or about March 1, 2000 (the "2000 Employment Agreement"), the term of which will expire as of March 31, 2004; and

WHEREAS, the Company and Executive desire to continue Executive's employment as the President and Chief Executive Officer of the Company; and

WHEREAS, the Board of Directors ("Board") of the Company has determined what a reasonable compensation will be for Executive for the term of this present Agreement, and has offered Executive continued employment for such compensation and other benefits set forth herein, and Executive is willing to accept continued employment on such terms.

NOW, THEREFORE, in consideration of the foregoing premises and the mutual covenants of the parties set forth herein, and for other good and valuable new consideration, the receipt and sufficiency of which are acknowledged, IT IS HEREBY AGREED AS FOLLOWS:

AGREEMENT

1. Employment; Term. Subject to and upon the terms and conditions herein provided, the Company hereby agrees to employ Executive and Executive hereby agrees to be employed by the Company for the term of this Agreement, which term shall begin as of the Effective Date and shall continue until March 31, 2006 (the "Term") unless earlier terminated as provided herein.

2. Executive Responsibilities. During the Term, Executive shall serve as President and Chief Executive Officer of the Company, and shall have the power and authority to conduct the business of the Company commensurate with the office of Chief Executive Officer. Executive shall perform duties consistent with Executive's knowledge, experience and position with the Company. In performing such duties, Executive shall be subject to and shall abide by all policies and procedures developed by the Company for, and all the rules and regulations applicable to, senior executives of the Company.

During the Term, Executive shall devote his entire business time, energies, skills and attention to the affairs and activities of the Company and the discharge of his duties and responsibilities; provided, however, Executive shall be allowed to continue to serve on the Board of Directors of no more than three (3) outside for-profit companies and such additional boards of directors as have been or may be approved in advance by the Chairman of the Board of Directors; provided further, however, that Executive's ability to devote the required time,

energies, skills and attention to perform his duties hereunder is not impaired. It is contemplated that Executive shall perform charitable and industry related work, and may serve on the board of directors of such organizations. For such time that Executive is the President and Chief Executive Officer of the Company, he shall be elected as a director of the Company.

3. Compensation.

3.1 Base Salary. In consideration for the services provided hereunder, the Company shall pay to Executive an annual base salary of \$525,000.00, subject to applicable federal, state and local payroll taxes, and other withholdings required by law or properly requested by Executive (the "Base Salary"). The Base Salary shall be payable in conformity with the Company's customary payroll practices. Such Base Salary shall be subject to annual review for increase in the sole discretion of the Company's Board.

3.2 Bonus.

(a) During the Term of this Agreement, Executive shall be eligible to receive a bonus ("Bonus Compensation"). The formula to be used to calculate the aggregate amount of Bonus Compensation payable for each year of this Agreement shall be based upon the formula set forth in the Company's 2004 Bonus Plan, attached hereto as Schedule 3.2 (a).

3.3 Additional Compensation. In addition to Base Salary and any Bonus Compensation, Executive shall be eligible for the following additional compensation.

a. Executive, at the Company's expense, shall be eligible to participate in all employee benefit plans and fringe benefits (including post retirement benefit plans and programs, if any) as may be provided by the Company from time to time on the same basis as other senior executives of the Company are eligible, subject to and to the extent that Executive is eligible under such benefit plans in accordance with their respective terms.

b. Executive shall be entitled to reasonable periods of paid vacation, personal and sick leave during the Term in accordance with the Company's policies regarding vacation and leaves for senior executives of the Company.

c. The Company shall pay or reimburse Executive for all of his out of pocket expenses reasonably incurred in the performance of his duties hereunder on behalf of the Company, including, but not limited to, overnight delivery charges, long distance telephone and facsimile charges and travel expenses (including airfare, hotels, car rental expenses and meals), all in accordance with the Company's expense reimbursement policy. Payment shall be due after the Company's receipt of Executive's invoice or expense report therefor and in accordance with the Company's expense reimbursement policies. In addition, the Company shall reimburse Executive in an amount up to \$5,000.00 annually for professional fees incurred by Executive for income tax and estate planning, and up to \$10,000 for Executive's out-of-pocket legal expenses incurred in connection with the negotiation of this Agreement.

d. During the Term, the Company shall provide the Executive with health and disability insurance, in scope and coverage equivalent to that provided to other senior executives of the Company; provided, however, that the disability insurance coverage shall be for an amount not less than 80% of Executive's Base Salary and such coverage may be provided by the Company supplementing benefits consistent with the Company's existing group disability policy.

e. Pursuant to the 2000 Employment Agreement, the Company granted Executive an option (the "Option") to purchase up to seven percent (7%) of the fully-diluted Common Stock of the Company, subject to the vesting schedule, terms, conditions and restrictions set forth in a the Option Agreement dated March 8, 2000, a copy of which is attached hereto as Exhibit A (the "Option Agreement"), and the Company's Stock Plan. In accordance with the 2000 Employment Agreement, the shares subject to the Option will vest immediately: (i) upon consummation of an initial public offering of the Company's stock, or (ii) upon a change of control. A "Change of Control" shall mean the consummation of (i) a merger or consolidation in which the shareholders of the Company immediately prior to the merger or consolidation cease to own at least 50% of the combined entity immediately following the merger or consolidation, or (ii) a sale of all or substantially all of the assets of the Company (other than to Hellman & Friedman Capital Partners III, L.P. and its affiliates or an entity in which they are the controlling members). Notwithstanding anything to the contrary in this Agreement, any Company stock plan, or the Option Agreement, in the event Executive is terminated by the Company without Cause, Executive shall have until the termination date of the Option Agreement to exercise such Option for shares vested at the date of such termination.

f. The Company will reimburse Executive for the costs of one (1) family membership in the Daniel Island Club.

g. The Company shall (i) provide Executive with a car comparable to those provided for senior executives of the Company or (ii) provide Executive an allowance for a car consistent with the allowance provided for senior executives of the Company. In either case, the Company shall either cover or reimburse Executive the reasonable costs of maintenance and upkeep therefor. Upon retirement of the Executive or upon termination or expiration of this Agreement, the Executive may purchase any such Company-owned automobile for its then book value.

h. The Company shall, upon retirement of the Executive or upon termination or expiration of this Agreement where the termination is other than For Cause, provide so long as commercially available, group health and life insurance plans for Executive and his spouse until the last to die of the Executive and his spouse, at the same level and on substantially similar terms and conditions as in effect for current employees of the Company, provided that such coverage shall continue only so long as Executive and/or his spouse, as applicable, shall reimburse the Company for the cost of such coverage.

i. With respect to the Option, in the event that the Company shall declare a cash dividend on the shares of common stock underlying the Option, and at such time, the Company does not have a class of securities registered under the 1933 Securities Act, the

Company shall make a payment to Executive, as selected in writing by Executive, of either (i) a sum of cash equal to the amount of the aggregate dividend that would have been payable to Executive assuming for purposes of such calculation that Executive owned all of the shares of common stock underlying the Option, or (ii) a combination of fifty (50%) percent of the sum of cash payable under (i) above and a reduction in the per share strike price of the Option equal to fifty (50%) of the sum payable under (i) above. For example, if Executive owned an option to purchase 100,000 shares and at such time a dividend of \$1.00 were declared, Executive would be entitled to receive either (i) \$100,000 in cash or (ii) \$50,000 in cash and a reduction of \$.50 per share in the strike price of his options.

With respect to each of the items of benefit listed in this Section 3 and any vesting or other criteria for eligibility applicable thereto, Executive shall be credited with length of service beginning as of the initial date of his employment by the Company, except as otherwise required by law.

4. Termination.

4.1 For Cause By Company. During the Term, the Company may terminate Executive's employment under this Agreement at any time for "Cause" and Executive shall thereafter be entitled to no compensation or benefits under this Agreement, except for accrued but unpaid salary, vacation, benefits and reimbursements, through the date of termination. For purposes of this Agreement, "Cause" means:

a. Executive's conviction, that is final and non-appealable, of, or plea of nolo contendere to, any crime (whether or not involving the Company) that constitutes a felony in the jurisdiction involved (other than unintentional motor vehicle felonies and excluding routine traffic citations), other than a felony predicated exclusively on Employee's Vicarious Liability. "Vicarious Liability" for purposes of this Agreement shall mean any liability which is based on acts of the Company for which the Executive is charged solely as a result of his offices with the Company and in which he was not directly involved or did not have prior knowledge of such actions or intended actions.

b. any act of theft, fraud or embezzlement, or any other willful misconduct or willful dishonest behavior by Executive, which is materially detrimental to the business, operations of the Company;

c. Executive's continuing willful failure or refusal to perform his reasonably assigned duties (consistent with past practice of the Company) under this Agreement in accordance with Section 2 (other than due to his incapacity due to illness or injury), provided that such willful failure or refusal is not corrected as promptly as

practicable, and in any event within thirty (30) days after Executive shall have received written notice stating the nature of such failure or refusal; or

d. Executive's violation of any of his material obligations contained in that certain Employee Nondisclosure and Developments Agreement dated as of the date hereof and attached as Exhibit B hereto.

For purposes of this Agreement, no act or omission by Executive shall be willful if reasonably believed by Executive to be in or not contrary to, the best interests of the Company.

4.2 Without Cause by Company. During or after the Term, the Company may terminate Executive's employment under this Agreement at any time and for any reason without Cause. If the Company terminates Executive's employment pursuant to the provisions of this Section 4.2 during the Term (without cause), Executive shall, in addition to all accrued but unpaid Base Salary and Bonus Compensation through the date of termination, following such termination, receive a lump-sum amount equal to the Base Salary being paid to him immediately prior to such termination for the remainder of the Term along with such accrued rights as may be vested as of such date under any Company benefits and Bonus Compensation plans (the "Severance Payment"). In the event of any such termination, Executive shall be entitled to the applicable Severance Payment set forth above and no further severance or other compensation or benefits, except those specified under Section 3.3 (h).

4.3 Without Reason By Executive. During the Term, Executive may voluntarily terminate his employment by giving the Company written notice no less than ninety (90) days in advance of the effective date of such termination. If Executive voluntarily terminates his employment pursuant to the provisions of this Section 4.3, Executive shall not be entitled to receive any compensation or benefits for the period following the date of such termination other than the proceeds of, or payment of any benefits under, any pension plans or other similar plans in effect on the date thereof. In the event of any such termination, Executive shall be entitled to accrued and unpaid salary, vacation, benefits and reimbursements through the termination date and no further severance or other compensation or benefits.

4.4 For Good Reason by Executive. During the Term, Executive may terminate his employment under this Agreement at any time for "Good Reason." For purposes of this Agreement, "Good Reason" means:

a. Any materially adverse change or diminution in the office, title, duties, powers, authority or responsibilities of Executive, provided such change or diminution continues uncorrected for a period of thirty (30) days after the Company shall have received written notice stating the nature of such change or diminution;

b. The occurrence of a Change of Control, provided that within sixty (60) days after such occurrence or the date Executive is notified thereof, whichever is later, Executive gives the Company written notice of Executive's intention to terminate on an effective date of termination that is no less than ninety (90) days after the date of such notice; or

c. A failure of the Company to pay Executive any Base Salary, Bonus Compensation, benefits or, unless there is a good faith dispute, reimbursements that have become due and payable within 30 days after Executive has given the Company written notice of demand therefor.

d. A reduction in the Executive's then Base Salary or target Bonus Compensation or a material reduction of any material employee benefit or perquisite enjoyed by

him (other than as part of an across-the-board change or reduction applicable to all senior officers of the Company).

e. A failure of the Executive to be elected as a director of the Company during the term of this Agreement or his removal from such position during such term.

f. A relocation of the Company's principal office, or the Executive's own office location as assigned to him by the Company, to a location more than 40 miles from Charleston, S.C. In the event that Executive elects not to terminate his employment under this Section 4.4, the Company shall promptly reimburse the Executive for the reasonable expenses he incurs in relocating his household and family from their present location to the location of his new office, without limitation, all expenses associated with selling his primary residence in Charleston, S.C. and all closing costs relating to his acquisition of a residence in the area of his new office, such as legal expenses.

g. Failure of the Company to obtain the assumption in writing of its obligation to perform this Agreement by any purchaser (other than Hellman & Friedman Capital Partners III, L.P. and its affiliates or an entity in which they are the controlling members) of all or substantially all of the assets of the Company within 15 days after a sale or transfer of such assets.

Within thirty (30) days after the occurrence of a termination for Good Reason, in addition to all accrued but unpaid Base Salary and Bonus Compensation through the date of such termination, Executive shall be entitled to receive the Severance Payment, and shall be entitled to receive continued coverage under Section 3.3 (h).

4.5 Termination for Disability or Death. During the Term, Executive's employment may be terminated by either party in the event Executive suffers a physical or mental disability (as defined below) which, in the reasonable opinion of a medical doctor selected by the agreement of the Company and the Executive, renders him substantially unable to perform his duties under this Agreement. In the event that the parties cannot agree on a medical doctor, each party shall select a medical doctor and the two doctors shall select a third who shall be the approved medical doctor for this purpose. To the extent that the expenses associated with any such medical determination are not covered by medical insurance, the Company shall bear all such costs. Executive shall be deemed to be permanently disabled in the event that Executive has been unable, for a period of ninety (90) consecutive days or one hundred eighty (180) nonconsecutive days during any 360-day period to perform the services contemplated hereby as a result of incapacity caused by a physical or mental illness or injury. If Executive is terminated under this Section 4.5, he shall be entitled to such benefits as are generally available under the Company's disability insurance policies, if any. Except as otherwise provided herein, if Executive dies or is terminated due to a disability under this Section 4.5, Executive or his estate shall be entitled to accrued and unpaid salary, vacation, benefits (including specifically the coverage provided under Section 3.3(h), reimbursements and Bonus Compensation prorated through the termination date and no further severance or compensation or benefits. Notwithstanding anything to the contrary in this Agreement, the Company's Stock Plan, or the Option Agreement, upon Executive's death or disability as defined herein, one-half (1/2) of the

remaining unvested shares subject to the Option shall vest and Executive (or his estate) shall have until the termination date of the Option Agreement to exercise such Option.

4.6 No Mitigation: No Offset. In the event of any termination of employment under this Section 4, the Executive shall be under no obligation to seek other employment and there shall be no offset against amounts due the Executive under this Agreement on account of any remuneration attributable to any subsequent employment that he may obtain.

5. Non-Disclosure. Executive executed an Employee Nondisclosure and Developments Agreement, a copy of which is attached hereto as Exhibit B, the terms and conditions of which are incorporated herein by reference as if fully set out.

6. Possession. Executive agrees that upon termination of this Agreement, or upon request by the Company, Executive shall turn over to the Company all documents, files, office supplies and any other material or work product in his possession or control which were created pursuant to or derived from Executive's services to the Company.

7. Noncompetition.

7.1 Noncompetition Provisions. Executive recognizes and agrees that the Company has many substantial, legitimate business interests that can be

protected only by Executive agreeing not to compete with the Company or its subsidiaries under certain circumstances. These interests include, without limitation, the Company's contacts and relationships with its customers, the Company's reputation and goodwill in the industry, the financial and other support afforded by the Company, and the Company's rights in its confidential information. Executive therefore agrees that during his employment with the Company and for the one (1) year period of time following the termination of such employment, regardless of the manner or cause of such termination, he will not, without the prior written consent of the Company, engage in any of the following activities in the United States (the "Protected Zones"), relating to the Protected Businesses (as defined below):

a. engage in, manage, operate, control or supervise, or participate in the management, operation, control or supervision of, any business or entity which provides products or services directly competitive with those being actively developed, manufactured, marketed, sold or otherwise provided by the Company or its subsidiaries as of the date hereof (the "Protected Businesses") in the Protected Zones;

b. have any ownership or financial interest, directly or indirectly, in any entity in the Protected Zones engaged in the Protected Businesses, including, without limitation, as an individual, partner, shareholder (other than as an owner of an entity in which Executive owns less than 5% of the economic interests), officer, directly, executive, principal, agent or consultant;

c. solicit, acquire or conduct any Protected Business from or with any customers of the Company or its subsidiaries (as defined below) in the Protected Zones;

d. solicit any of the employees or independent contractors of the Company or its subsidiaries or induce any such persons to terminate their employment or contractual

relationships with any such entities or take action contrary to the best interest of the Company; provided, however, this limitation against solicitation of employees or independent contractors shall not apply to up to two administrative level employees or independent contractors who may have worked closely with Executive (such as, for example, an executive assistant who Executive may wish to continue to work with); or

e. serve as an officer or director of, or hold an equity interest in, any entity engaged in any of the Protected Businesses in the Protected Zones.

For purposes of this Section 7, customers of the Company or its subsidiaries shall include those customers to whom the Company or its subsidiaries were providing products or services at the termination of Executive's employment, or had proposals outstanding for the provision of services, at the time of such termination.

7.2 Separate Covenants. The parties understand and agree that the noncompetition agreement set forth in this Section 7 shall be construed as a series of separate covenants not to compete: one covenant for each country, state and province within the Protected Zone, one for each separate line of business of the Company, and one for each month of the noncompetition period. If any restriction set forth in this Section 7 is held by a court of competent jurisdiction to be unenforceable with respect to one or more geographic areas, lines of business and/or months of duration, then Executive agrees, and hereby submits, to the reduction and limitation of such restriction to the minimal effect necessary so that the provisions of this Section 7 shall be enforceable.

7.3 Limitation. Nothing contained in this Agreement or in Exhibit B attached hereto shall prohibit Executive from utilizing his skill, acumen or experience after a termination of his employment with the Company in any business not in violation of this Section 7 at any location not in violation of this Section 7.

8. Indemnification.

8.1 General Indemnification Provisions. The Company agrees

that if the Executive is made a party, or is threatened to be made a party, to any action, suit or proceeding, whether civil, criminal, administrative or investigative (a "Proceeding"), by reason of the fact that he is or was a director, officer or employee of the Company or is or was serving at the request of the Company as a director, officer, member, employee or agent of another corporation, partnership, joint venture, trust or other enterprise, including service with respect to employee benefit plans, whether or not the basis of such Proceeding is the Executive's alleged action in an official capacity while serving as a director, officer, member, employee or agent, the Executive shall be indemnified and held harmless by the Company to the fullest extent legally permitted or authorized by the Company's certificate of incorporation or bylaws or resolutions of the Company's Board of Directors, or if greater, by the laws of the State of Delaware, against all cost, expense, liability and loss (including, without limitation, attorney's fees, judgments, fines, ERISA excise taxes or penalties and amounts paid or to be paid in settlement) reasonably incurred or suffered by the Executive in connection therewith, and such indemnification shall continue as to the Executive even if he has ceased to be a director, member, employee or agent of the Company or other entity and shall inure to the benefit of the Executive's heirs, executors and administrators. The Company shall advance to the Executive all reasonable costs and expenses

incurred by him in connection with a Proceeding within 20 days after receipt by the Company of a written request for such advance. Such request shall include an undertaking by the Executive to repay the amount of such advance if it shall ultimately be determined that he is not entitled to be indemnified against such costs and expenses.

8.2 Insurance Coverage. The Company agrees to continue and maintain a directors and officers' liability insurance policy covering the Executive to the extent the Company provides such coverage for its other executive officers.

9. Saving Provision. The Company and Executive agree and stipulate that the agreements set out in Sections 5 and 7 above are fair and reasonably necessary for the protection of the business, goodwill, confidential information, and other protectable interests of the Company in light of all of the facts and circumstances of the relationship between Executive and the Company. In the event a court of competent jurisdiction should decline to enforce those provisions, they shall be deemed to be modified to restrict Executive to the maximum extent which the court shall find enforceable; however, in no event shall the above provisions be deemed to be more restrictive to Executive than those contained herein.

10. Injunctive Relief. Executive acknowledges that the breach or threatened breach of any of the nondisclosure or noncompetition covenants contained herein would give rise to irreparable injury to the Company, which injury would be inadequately compensable in money damages. Accordingly, the Company may seek and obtain a restraining order and/or injunction prohibiting the breach or threatened breach of any provision, requirement or covenant of this Agreement, in addition to and not in limitation of any other legal remedies which may be available. Executive further acknowledges and agrees that the agreements set out above are necessary for the protection of the Company's legitimate goodwill and business interests and are reasonable in scope and content.

11. Enforcement. The provisions of this Agreement shall be enforceable notwithstanding the existence of any claim or cause of action against the Company by Executive or against Executive by the Company, whether predicated on this Agreement or otherwise.

12. Governing Law. This Agreement, the employment relationship contemplated herein and any claim arising from such relationship, whether or not arising under this Agreement, shall be governed by and construed in accordance with the internal laws of the State of South Carolina, without regard to conflict of law principles.

13. Waiver of Breach. The waiver of any breach of any provision of this Agreement or failure to enforce any provision hereof shall not operate or be construed as a waiver of any subsequent breach by any party.

14. Notices. Any notice given to a Party shall be in writing and shall be deemed to have been given when delivered personally or sent by certified or registered mail, postage prepaid, return receipt requested, duly addressed to

the Party concerned at the address indicated below or to such changed address as such Party may subsequently give such notice of:

If to the Company: Blackbaud, Inc.
 2000 Daniel Island Drive

Charleston, South Carolina 29492
Attention: Senior Vice President and General Counsel

If to the Executive: Mr. Robert J. Sywolski
 51 Legare Street
 Charleston, South Carolina 29401

With a copy to:

Edward G. R. Bennett
Evans, Carter, Kunes & Bennett, PA
115 Church Street
Charleston, South Carolina 29401

15. Modification. This Agreement may be modified, and the rights, remedies and obligations contained in any provision hereof may be waived, only in accordance with this Section. No waiver by either party or any breach by the other or any provision hereof shall be deemed to be a waiver of any later or other breach thereof or as a waiver of any other provision of this Agreement. This Agreement may not be waived, changed, discharged or terminated orally or by any course of dealing between the parties, but only by an instrument in writing signed by the party against whom any waiver, change, discharge or termination is sought. No modification or waiver by the Company shall be effective without the consent of at least a majority of the members of the Board of Directors of the Company then in office at the time of such modification or waiver, excluding Executive's vote as a director on such matters.

16. Entirety. This Agreement, including any exhibits hereto, as it may be amended pursuant to the terms hereof, represents the complete and final agreement of the parties and shall control over any other statement, representation or agreement by the Company (e.g., as may appear in employment or policy manuals). This Agreement supersedes in its entirety any prior negotiations, discussions or agreements, either written or oral, between the parties with regard or relating to the employment of Executive by the Company.

17. Survival. The provisions of this Agreement relating to post-termination compensation (including, without limitation, the Severance Payment and related rights), confidentiality and noncompetition shall survive the expiration or termination of this Agreement.

18. Severability. Without in any way limiting the provisions of Section 7.2, in case any one or more of the provisions contained in this Agreement for any reason shall be held to be invalid, illegal or unenforceable in any respect, such invalidity, illegality or unenforceability shall not affect any other provision of this Agreement, but this Agreement shall be construed and reformed to the maximum extent permitted by law.

19. Binding Effect; Successors. This Agreement shall inure to the benefit of Executive and his heirs, successors, personal representatives and assigns. Executive acknowledges that the services to be rendered by him thereunder are unique and personal in nature. Accordingly, Executive may not assign any of his rights or delegate any of his duties or obligations under this Agreement. The Company shall have the right to assign or transfer this Agreement to any successor of all of its business or assets; provided, however, that the Company

shall require any such successor (whether direct or indirect, by purchase, merger, consolidation or otherwise) to all or substantially all of the business and/or assets of the Company (other than (i) a successor in connection with a reincorporation of the Company and (ii) Hellman & Friedman Capital Partners III, L.P. and its affiliates or an entity in which they are the controlling members) to assume expressly and agree to perform this Agreement in the same manner and to the same extent that the Company would be required to perform it if no such

succession had taken place. As used in this Agreement, "Company" shall mean the Company as hereinbefore defined and any successor to its business and/or assets as aforesaid which assumes and agrees to perform this Agreement by operation of law or otherwise.

20. Arbitration. In the event of any dispute or claim arising out of or in connection with this Agreement or the enforcement of rights hereunder, such dispute or claim shall be submitted to binding arbitration in accordance with S.C. Code Ann. ss.15-48-10 et. seq., as amended, and the then current rules and procedures of the American Arbitration Association ("AAA"). The arbitrator shall be selected by an agreement of the parties to the dispute or claim from the panel of arbitrators selected by the AAA, or, if the parties cannot agree on an arbitrator within thirty (30) days after the notice of a party's desire to have a dispute settled by arbitration, then the arbitrator shall be selected by the AAA in Charleston, South Carolina. The arbitrator shall apply the laws of the State of South Carolina, without reference to rules of conflict of law or statutory rules of arbitration, to the merits of any dispute or claim. The determination reached in such arbitration shall be final and binding on all parties hereto without any right of appeal or further dispute. Execution of the determination by such arbitration may be sought in any court of competent jurisdiction.

In the event of any arbitration as provided under this Agreement, or the enforcement of rights hereunder, the arbitrator shall have the authority to, but shall not be required to, award the prevailing party its costs and reasonable attorneys' fees.

[THE NEXT PAGE IS THE SIGNATURE PAGE]

IN WITNESS WHEREOF, the undersigned have executed this Employment and Noncompetition Agreement effective as of the day and year first set forth above.

COMPANY:

BLACKBAUD, INC.

By: /s/ Marco W. Hellman

Name: Marco W. Hellman

Title: Chairman

EXECUTIVE:

/s/ Robert J. Sywolski

Robert J. Sywolski

EXHIBIT A

STOCK OPTION AGREEMENT

EXHIBIT B

EMPLOYEE NONDISCLOSURE AND DEVELOPMENTS AGREEMENT

THIS EMPLOYEE NONDISCLOSURE AND DEVELOPMENTS AGREEMENT IS made and entered into this 1st day of March, 2000, by and between Blackbaud, Inc., a South Carolina corporation (the "Company") and Robert J. Sywolski (the "Employee").

WHEREAS, the Company desires to employ the Employee subject to the terms and conditions set forth herein; and

Employee desires to be employed by the Company and is willing to agree to the terms and conditions set forth herein; and

Employee understands that, in its business, the Company has developed and uses commercially valuable technical and nontechnical information and that, to guard the legitimate interests of the Company, it is necessary for the Company to keep such information confidential and to protect such information as trade secrets or by patent or copyright; and

Employee recognizes that the computer programs, system documentation, manuals and other materials developed by the Company are the proprietary information of the Company, that the Company regards this information as valuable trade secrets and that its use and disclosure must be carefully controlled; and

Employee further recognizes that, although some of the Company's customers and suppliers are well known, other customers, suppliers and prospective customers and suppliers are not so known, and the Company views the names and identities of these customers, suppliers and prospective customers and suppliers, as well as the content of any sales proposals, as being the Company's trade secrets; and

Employee further recognizes that any ideas, software or company processes that presently are not being sold, and that therefore are not public knowledge, are considered trade secrets of the Company; and

Employee understands that special hardware and/or software developed by the Company is subject to the Company's proprietary rights and that the Company may treat those developments, whether hardware or software, as either trade secrets, copyrighted material or patentable material, as applicable; and

Employee understands that all such information is vital to the success of the Company's business and that Employee, through Employee's employment, has or may become acquainted with such information and may contribute to that information through inventions, discoveries, improvements, software development, or in some other manner;

NOW, THEREFORE, in consideration of the foregoing premises and Employee's continuation of employment, the parties agree as follows:

1. Employee will not at any time, whether during or after the termination of his employment, reveal to any person or entity any of the trade secrets or confidential information concerning the organization, business or finances of the Company or of any third party that the Company is under an obligation to keep confidential (including, but not limited to, trade secrets or confidential information respecting inventions, research, products, designs, methods, know-how, formulae, techniques, systems, processes, software programs, works of authorship, customer lists, projects, plans and proposals), except (i) as may be required in the ordinary course of performing his duties as an employee of the Company or (ii) when required to do so by a court of law, by any governmental agency having supervisory authority over the business of the Company or by any administrative or legislative body (including a committee thereof) with apparent jurisdiction to order him to divulge, disclose or make accessible such information, and Employee shall keep secret all matters entrusted to him and shall not use or attempt to use any such information in any manner that may injure or cause loss to the Company.

2. If at any time or times during Employee's employment, Employee shall (either alone or with others) make, conceive, discover or reduce to practice any invention, modification, discovery, design, development, improvement, process, software program, work of authorship, documentation, formula, data, technique, know-how, secret or intellectual property right whatsoever or any interest therein (whether or not patentable or registrable under copyright or similar statutes or subject to analogous protection) that relates to the business of the

Company or any of the products or services being developed, manufactured or sold by the Company or that may be used in relation therewith (herein called "Developments"), such Developments and the benefits thereof shall immediately become the sole and absolute property of the Company and its assigns, and Employee shall promptly disclose to the Company each such Development and hereby assigns any rights Employee may have or acquire in the Developments and benefits and/or rights resulting therefrom to the Company and its assigns without further compensation and shall communicate, without cost or delay, and without publishing the same, all available information relating thereto to the Company. Upon the request of the Company and without further remuneration by the Company, but at the expense of the Company, the Employee will execute and deliver all documents and do other acts which are or may be necessary to document such transfer or to enable the Company to file and prosecute applications for and to acquire, maintain, extend and enforce any and all patents, trademark registrations or copyrights under United States or foreign law with respect to any such developments.

3. During the Employee's employment, and for a period of one (1) year thereafter, the Employee will not solicit business from any person or entity to whom the Company or any of its affiliates has sold its products or services; nor shall the Employee (except as permitted in Section 7.1(d) of the Employee's employment agreement with the Company) contact, communicate with, solicit or attempt to recruit or hire, any employee of the Company or any of its affiliates with the intent or effect of inducing or encouraging said employee to leave the employ of the Company or any of its affiliates or to breach other obligations to the Company.

4. Employee understands that this Agreement does not create an obligation on the Company or any other person or entity to continue Employee's employment.

5. Employee represents that the Developments, if any, identified on Exhibit A attached hereto comprise all the unpatented and uncopyrighted Developments that Employee has made or conceived prior to or otherwise not in connection with Employee's employment by the

2

Company, which Developments are excluded from this Agreement. Employee understands that it is necessary only to list the title and purpose of such Developments but not the details thereof.

Employee further represents that Employee's performance of all the terms of this Agreement and as an employee of the Company does not and will not breach any agreement to keep in confidence proprietary information acquired by Employee in confidence or in trust prior to Employee's employment by the Company. Employee has not entered into, and Employee agrees he will not enter into, any agreement either written or oral in conflict herewith.

6. Any waiver by the Company of a breach of any provision of this Agreement shall not operate or be construed as a waiver of any subsequent breach of such provision or any other provision hereof.

7. Employee hereby agrees that each provision herein shall be treated as a separate and independent clause, and the unenforceability of any one clause shall in no way impair the enforceability of any of the other clauses herein. Moreover, if one or more of the provisions contained in this Agreement shall for any reason be held to be excessively broad as to scope, activity or subject so as to be unenforceable at law, such provision or provisions shall be construed by the appropriate judicial body by limiting and reducing it or them, so as to be enforceable to the maximum extent compatible with the applicable law as it shall then exist.

8. Employee's obligations under this Agreement shall survive the termination of Employee's employment regardless of the manner of such termination and shall be binding upon Employee's heirs, executors, administrators and legal representatives.

9. The term "Company" shall include Blackbaud, Inc. and any of its subsidiaries, subdivisions or affiliates. The Company shall have the right to assign this Agreement to its successors and assigns, and all covenants and agreements hereunder shall inure to the benefit of and be enforceable by said successors or assigns. This Agreement may be amended only in a writing signed by

each of the parties hereto.

10. This Agreement shall be governed by and construed in accordance with the laws of the State of South Carolina. This Agreement may be executed in counterparts, but all such counterparts shall together constitute one and the same instrument.

[THE NEXT PAGE IS THE SIGNATURE PAGE]

IN WITNESS WHEREOF, the undersigned have executed this Employee Nondisclosure and Developments Agreement as a sealed instrument as of the date first above written.

EMPLOYEE:

(SEAL)

Robert J. Sywolski

COMPANY:

BLACKBAUD, INC.

By: _____

Name: _____

Title: _____

EXHIBIT A

PRIOR DEVELOPMENTS BY EMPLOYEE

None

EMPLOYEE NONDISCLOSURE AND DEVELOPMENTS AGREEMENT

THIS EMPLOYEE NONDISCLOSURE AND DEVELOPMENTS AGREEMENT IS made and

entered into this 1st day of March, 2000, by and between Blackbaud, Inc., a South Carolina corporation (the "Company") and Robert J. Sywolski (the "Employee").

WHEREAS, the Company desires to employ the Employee subject to the terms and conditions set forth herein; and

Employee desires to be employed by the Company and is willing to agree to the terms and conditions set forth herein; and

Employee understands that, in its business, the Company has developed and uses commercially valuable technical and nontechnical information and that, to guard the legitimate interests of the Company, it is necessary for the Company to keep such information confidential and to protect such information as trade secrets or by patent or copyright; and

Employee recognizes that the computer programs, system documentation, manuals and other materials developed by the Company are the proprietary information of the Company, that the Company regards this information as valuable trade secrets and that its use and disclosure must be carefully controlled; and

Employee further recognizes that, although some of the Company's customers and suppliers are well known, other customers, suppliers and prospective customers and suppliers are not so known, and the Company views the names and identities of these customers, suppliers and prospective customers and suppliers, as well as the content of any sales proposals, as being the Company's trade secrets; and

Employee further recognizes that any ideas, software or company processes that presently are not being sold, and that therefore are not public knowledge, are considered trade secrets of the Company; and

Employee understands that special hardware and/or software developed by the Company is subject to the Company's proprietary rights and that the Company may treat those developments, whether hardware or software, as either trade secrets, copyrighted material or patentable material, as applicable; and

Employee understands that all such information is vital to the success of the Company's business and that Employee, through Employee's employment, has or may become acquainted with such information and may contribute to that information through inventions, discoveries, improvements, software development, or in some other manner;

NOW, THEREFORE, in consideration of the foregoing premises and Employee's continuation of employment, the parties agree as follows:

1. Employee will not at any time, whether during or after the termination of his employment, reveal to any person or entity any of the trade secrets or confidential information concerning the organization, business or finances of the Company or of any third party that the

Company is under an obligation to keep confidential (including, but not limited to, trade secrets or confidential information respecting inventions, research, products, designs, methods, know-how, formulae, techniques, systems, processes, software programs, works of authorship, customer lists, projects, plans and proposals), except (i) as may be required in the ordinary course of performing his duties as an employee of the Company or (ii) when required to do so by a court of law, by any governmental agency having supervisory authority over the business of the Company or by any administrative or legislative body (including a committee thereof) with apparent jurisdiction to order him to divulge, disclose or make accessible such information, and Employee shall keep secret all matters entrusted to him and shall not use or attempt to use any such information in any manner that may injure or cause loss to the Company.

2. If at any time or times during Employee's employment, Employee shall (either alone or with others) make, conceive, discover or reduce to practice any invention, modification, discovery, design, development, improvement, process, software program, work of authorship, documentation, formula, data, technique, know-how, secret or intellectual property right whatsoever or any interest therein (whether or not patentable or registrable under copyright or similar statutes or subject to analogous protection) that relates to the business of the

Company or any of the products or services being developed, manufactured or sold by the Company or that may be used in relation therewith (herein called "Developments"), such Developments and the benefits thereof shall immediately become the sole and absolute property of the Company and its assigns, and Employee shall promptly disclose to the Company each such Development and hereby assigns any rights Employee may have or acquire in the Developments and benefits and/or rights resulting therefrom to the Company and its assigns without further compensation and shall communicate, without cost or delay, and without publishing the same, all available information relating thereto to the Company. Upon the request of the Company and without further remuneration by the Company, but at the expense of the Company, the Employee will execute and deliver all documents and do other acts which are or may be necessary to document such transfer or to enable the Company to file and prosecute applications for and to acquire, maintain, extend and enforce any and all patents, trademark registrations or copyrights under United States or foreign law with respect to any such developments.

3. During the Employee's employment, and for a period of one (1) year thereafter, the Employee will not solicit business from any person or entity to whom the Company or any of its affiliates has sold its products or services; nor shall the Employee (except as permitted in Section 7.1(d) of the Employee's employment agreement with the Company) contact, communicate with, solicit or attempt to recruit or hire, any employee of the Company or any of its affiliates with the intent or effect of inducing or encouraging said employee to leave the employ of the Company or any of its affiliates or to breach other obligations to the Company.

4. Employee understands that this Agreement does not create an obligation on the Company or any other person or entity to continue Employee's employment.

5. Employee represents that the Developments, if any, identified on Exhibit A attached hereto comprise all the unpatented and uncopyrighted Developments that Employee has made or conceived prior to or otherwise not in connection with Employee's employment by the Company, which Developments are excluded from this Agreement. Employee understands that it is necessary only to list the title and purpose of such Developments but not the details thereof.

2

Employee further represents that Employee's performance of all the terms of this Agreement and as an employee of the Company does not and will not breach any agreement to keep in confidence proprietary information acquired by Employee in confidence or in trust prior to Employee's employment by the Company. Employee has not entered into, and Employee agrees he will not enter into, any agreement either written or oral in conflict herewith.

6. Any waiver by the Company of a breach of any provision of this Agreement shall not operate or be construed as a waiver of any subsequent breach of such provision or any other provision hereof.

7. Employee hereby agrees that each provision herein shall be treated as a separate and independent clause, and the unenforceability of any one clause shall in no way impair the enforceability of any of the other clauses herein. Moreover, if one or more of the provisions contained in this Agreement shall for any reason be held to be excessively broad as to scope, activity or subject so as to be unenforceable at law, such provision or provisions shall be construed by the appropriate judicial body by limiting and reducing it or them, so as to be enforceable to the maximum extent compatible with the applicable law as it shall then exist.

8. Employee's obligations under this Agreement shall survive the termination of Employee's employment regardless of the manner of such termination and shall be binding upon Employee's heirs, executors, administrators and legal representatives.

9. The term "Company" shall include Blackbaud, Inc. and any of its subsidiaries, subdivisions or affiliates. The Company shall have the right to assign this Agreement to its successors and assigns, and all covenants and agreements hereunder shall inure to the benefit of and be enforceable by said successors or assigns. This Agreement may be amended only in a writing signed by each of the parties hereto.

10. This Agreement shall be governed by and construed in accordance with the laws of the State of South Carolina. This Agreement may be executed in counterparts, but all such counterparts shall together constitute one and the same instrument.

[THE NEXT PAGE IS THE SIGNATURE PAGE]

3

IN WITNESS WHEREOF, the undersigned have executed this Employee Nondisclosure and Developments Agreement as a sealed instrument as of the date first above written.

EMPLOYEE:

/s/ ROBERT J. SYWOLSKI (SEAL)

Robert J. Sywolski

COMPANY:

BLACKBAUD, INC.

By: /s/ MARCO W. HELLMAN

Name: Marco W. Hellman

Title: Chairman

4

SCHEDULE 3.2(a)

The following summarizes Executive's annual bonus plan for 2004. The key elements of the plan are as follows:

1. Consistent with Executive's existing employment contract, Executive will have a guaranteed minimum bonus of \$100,000.
2. For payments above the guaranteed minimum, Executive's plan will resemble the Blackbaud Corporate Incentive Plan but will also include a subjective portion administered at the board's discretion. Executive's

bonus will be based 80% on attainment of key financial goals (the "Quantitative Award") and 20% on the board's subjective evaluation of Executive's performance (the "Subjective Award"). Executive's target bonus will be \$425,000 based on achievement of the financial plan and full utilization of the Subjective Award. Amounts could be greater or less than this amount based on actual results and the board's review of Executive's performance.

3. The Quantitative Award will function as follows:

- o Performance against Board-approved budget, both Revenue and "Adjusted" EBITDA (EBITDA before bonus expense), will determine the size of Executive's award.
- o In calculating performance achievement, Revenue will receive a 70% weighting and "Adjusted" EBITDA a 30% weighting.
- o Actual Revenue and Actual "Adjusted" EBITDA must both achieve at least 90% of budget in order for Executive to qualify for a bonus exceeding the guaranteed minimum. Less than 90% performance against either budget will result in a payment of the guaranteed minimum amount.
- o Executive's Quantitative Award will be determined based upon a factor calculated as follows:

$$\text{Factor} = \frac{.7 \times \text{Actual Revenue}}{\text{Budgeted Revenue}} + \frac{.3 \times \text{Actual "Adjusted" EBITDA}}{\text{Budgeted "Adjusted" EBITDA}}$$

When the factor equals 1.00, Executive's Quantitative Award will be 100% of the target. For each .01 that the factor is greater or less than 1.00, Executive's award changes by 5% of "target" down to a minimum of 50% and a maximum of 200%.

- o Executive's target Quantitative Award will be \$340,000. The maximum award at a factor of 1.20 will be \$680,000 and the minimum award at a factor of .90 will be \$170,000.

4. The Subjective Award, targeted at \$85,000, will as always require Executive's usual (exceptional!) performance.

5. Bonus payment will occur within 30 days following finalization of year-end results.

Consent of Independent Accountants

We hereby consent to the use in this Registration Statement on Form S-1 of our report dated February 20, 2004 relating to the financial statements of Blackbaud, Inc., which appear in such Registration Statement. We also consent to the reference to us under the heading "Experts" in such Registration Statement.

/s/ PricewaterhouseCoopers LLP

Raleigh, North Carolina

May 10, 2004